孔加工

BORING TOOLS COMPONENTS

替換式快速鑽頭
INDEXABLE INSERTS HIGH SPEED DRILLS

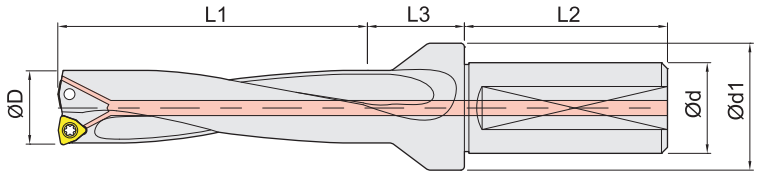

Item code	L1	Weight (kg)	Item code	L1	Weight (kg)	Item code	L1	Weight (kg)	Dimensions,mm D	d	d1	L2	L3	Insert
DW18-C20-27(1.5D)	27	0.26							18.0	20	29	52	24	WC..030208
DW18.5-C20-28(1.5D)	28	0.27							18.5					
DW18-C20-36(2D)	36	0.24	DW18-C20-54(3D)	54	0.26				18.0					
DW19-C20-38(2D)	38	0.24	DW19-C20-57(3D)	57	0.27				19.0					
DW20-C20-40(2D)	40	0.26	DW20-C20-60(3D)	60	0.28				20.0					
DW18-C25-36(2D)	36	0.35	DW18-C25-54(3D)	54	0.37				18.0	25	35	56	24	WC..030208
DW18.5-C25-37(2D)	37	0.36	DW18.5-C25-55.5(3D)	55.5	0.38				18.5					
DW19-C25-38(2D)	38	0.36	DW19-C25-57(3D)	57	0.37				19.0					
DW20-C25-40(2D)	40	0.37	DW20-C25-60(3D)	60	0.42				20.0					
			DW20.5-C25-61.5(3D)	61.5	0.44				20.5					
DW21-C25-42(2D)	42	0.37	DW21-C25-63(3D)	63	0.40	DW21-C25-84(4D)	84	0.44	21.0	25	35	56	24	WC..040208
			DW21.5-C25-64.5(3D)	64.5	0.45				21.5					
DW22-C25-44(2D)	44	0.39	DW22-C25-66(3D)	66	0.42	DW22-C25-88(4D)	88	0.45	22.0					
			DW22.5-C25-67.5(3D)	67.5	0.47				22.5					
DW23-C25-46(2D)	46	0.39	DW23-C25-69(3D)	69	0.44	DW23-C25-92(4D)	92	0.48	23.0					
DW24-C25-48(2D)	48	0.40	DW24-C25-72(3D)	72	0.46	DW24-C25-96(4D)	96	0.50	24.0					
DW25-C25-50(2D)	50	0.42	DW25-C25-75(3D)	75	0.47	DW25-C25-100(4D)	100	0.52	25.0					
DW26-C32-52(2D)	52	0.65	DW26-C32-78(3D)	78	0.70	DW26-C32-104(4D)	104	0.77	26.0	32	43	60	29	WC..050308
DW27-C32-54(2D)	54	0.67	DW27-C32-81(3D)	81	0.74	DW27-C32-108(4D)	108	0.81	27.0					
DW28-C32-56(2D)	56	0.68	DW28-C32-84(3D)	84	0.77	DW28-C32-112(4D)	112	0.85	28.0					
DW29-C32-58(2D)	58	0.69	DW29-C32-87(3D)	87	0.80	DW29-C32-116(4D)	116	0.89	29.0					
DW30-C32-60(2D)	60	0.73	DW30-C32-90(3D)	90	0.83	DW30-C32-120(4D)	120	0.95	30.0					
DW31-C32-62(2D)	62	0.73	DW31-C32-93(3D)	93	0.86	DW31-C32-124(4D)	124	0.96	31.0	32	43	60	29	WC..06T308
DW32-C32-64(2D)	64	0.77	DW32-C32-96(3D)	96	0.87	DW32-C32-128(4D)	128	1.00	32.0					
DW33-C32-66(2D)	66	0.77	DW33-C32-99(3D)	99	0.91	DW33-C32-132(4D)	132	1.06	33.0					
DW34-C32-68(2D)	68	0.81	DW34-C32-102(3D)	102	0.97	DW34-C32-136(4D)	136	1.09	34.0					
DW35-C32-70(2D)	70	0.84	DW35-C32-105(3D)	105	0.98	DW35-C32-140(4D)	140	1.16	35.0					
DW36-C32-72(2D)	72	0.88	DW36-C32-108(3D)	108	1.05	DW36-C32-144(4D)	144	1.21	36.0	32	43	60	29	WC..06T308
DW37-C32-74(2D)	74	0.91	DW37-C32-111(3D)	111	1.12	DW37-C32-148(4D)	148	1.27	37.0					
DW38-C32-76(2D)	76	0.94	DW38-C32-114(3D)	114	1.19	DW38-C32-152(4D)	152	1.32	38.0					
DW39-C32-78(2D)	78	0.97	DW39-C32-117(3D)	117	1.19	DW39-C32-156(4D)	156	1.39	39.0					
DW40-C32-80(2D)	80	0.99	DW40-C32-120(3D)	120	1.27	DW40-C32-160(4D)	160	1.47	40.0					

被切削材 Workpiece material				
	Steel 鋼	P	●	
	Stainless steel 不銹鋼	M	●	
	Cast iron 鑄鐵	K		
	Non-ferrous metal 非鐵金屬	N		●

Insert Shape	Description	GRADE 材質 Coated 塗層 ACZ330	GRADE 材質 Uncoated 無塗層 H01	Dimensions,mm Ic	S	Re	Screw	Wrench
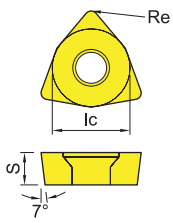	WCMX030208FN	●		5.56	2.38	0.8	MS2506E	ETD08
	WCMX040208FN	●		6.35	2.38	0.8	MS2506E	ETD08
	WCMT050308FN	●		7.94	3.18	0.8	MS3008B	ETD09
	WCMT06T308FN	●		9.525	3.97	0.8	MS3510E	ETD10
	WCKT030208DA		●	5.56	2.38	0.8	MS2506E	ETD08
	WCKT040208DA		●	6.35	2.38	0.8	MS2506E	ETD08
	WCKT050308DA		●	7.94	3.18	0.8	MS3008B	ETD09
	WCKT06T308DA		●	9.525	3.97	0.8	MS3510E	ETD10

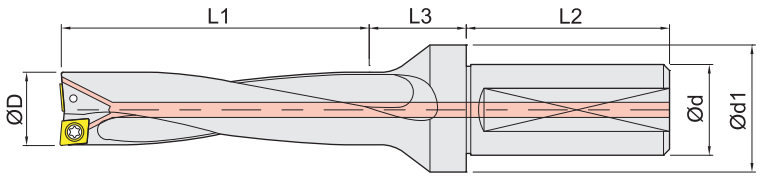

Item code	L1	Weight (kg)	Item code	L1	Weight (kg)	Dimensions,mm D	d	d1	L2	L3	Insert
DWD13-A25-26(2D)	26	0.33	**DWD13-A25-39(3D)**	39	0.33	13	25	33	56	24	WD..04..
DWD14-A25-28(2D)	28	0.33	**DWD14-A25-42(3D)**	42	0.34	14					
DWD15-A25-30(2D)	30	0.34	**DWD15-A25-45(3D)**	45	0.35	15					
DWD16-A25-32(2D)	32	0.34	**DWD16-A25-48(3D)**	48	0.35	16	25	33	56	24	WD..05..
DWD17-A25-34(2D)	34	0.35	**DWD17-A25-51(3D)**	51	0.37	17					
DWD18-A25-36(2D)	36	0.37	**DWD18-A25-54(3D)**	54	0.39	18		35			
DWD19-A25-38(2D)	38	0.37	**DWD19-A25-57(3D)**	57	0.40	19	25	35	56	24	WD..06..
DWD20-A25-40(2D)	40	0.38	**DWD20-A25-60(3D)**	60	0.40	20					
DWD21-A25-42(2D)	42	0.38	**DWD21-A25-63(3D)**	63	0.42	21					
DWD22-A25-44(2D)	44	0.40	**DWD22-A25-66(3D)**	66	0.44	22					
DWD23-A25-46(2D)	46	0.41	**DWD23-A25-69(3D)**	69	0.45	23	25	35	56	24	WD..07..
DWD24-A25-48(2D)	48	0.42	**DWD24-A25-72(3D)**	72	0.47	24					
DWD25-A25-50(2D)	50	0.43	**DWD25-A25-75(3D)**	75	0.48	25					
DWD26-A32-52(2D)	52	0.67	**DWD26-A32-78(3D)**	78	0.72	26	32	43	60	29	WD..07..
DWD27-A32-54(2D)	54	0.68	**DWD27-A32-81(3D)**	81	0.74	27					
DWD28-A32-56(2D)	56	0.69	**DWD28-A32-84(3D)**	84	0.76	28					
DWD29-A32-58(2D)	58	0.78	**DWD29-A32-87(3D)**	87	0.78	29	32	43	60	29	WD..09..
DWD30-A32-60(2D)	60	0.79	**DWD30-A32-90(3D)**	90	0.86	30					
DWD31-A32-62(2D)	62	0.82	**DWD31-A32-93(3D)**	93	0.92	31					
DWD32-A32-64(2D)	64	0.83	**DWD32-A32-96(3D)**	96	0.95	32					
DWD33-A32-66(2D)	66	0.87	**DWD33-A32-99(3D)**	99	0.98	33					
DWD34-A32-68(2D)	68	0.90	**DWD34-A32-102(3D)**	102	1.02	34					
DWD35-A32-70(2D)	70	0.92	**DWD35-A32-105(3D)**	105	1.09	35					
DWD36-A32-72(2D)	72	0.95	**DWD36-A32-108(3D)**	108	1.13	36					
DWD37-A32-74(2D)	74	1.01	**DWD37-A32-111(3D)**	111	1.14	37	32	43	60	29	WD..12..
DWD38-A32-76(2D)	76	0.98	**DWD38-A32-114(3D)**	114	1.18	38					
DWD39-A32-78(2D)	78	1.01	**DWD39-A32-117(3D)**	117	1.22	39					

被切削材 Workpiece material					
	Steel 鋼	P	●		
	Stainless steel 不銹鋼	M	●		
	Cast iron 鑄鐵	K		●	
	Non-ferrous metal 非鐵金屬	N			●

Insert Shape	Description	GRADE 材質 Coated 塗層 ACK300	ACP300	Uncoated 無塗層 DL1500	Dimensions,mm L	S	Re	Screw	Wrench
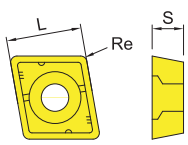	**WDXT042004-G**	●	●	●	4.2	2	0.4	MS1604C	ETD06
	WDXT052504-G	●	●	●	5	2.5	0.4	MS2005A	ETD06
	WDXT063006-G	●	●	●	6	3	0.6	MS2206A	ETD07
	WDXT073506-G	●	●	●	7.5	3.5	0.6	MS2506E	ETD08
	WDXT094008-G	●	●	●	9.6	4	0.8	MS3509A	ETD15
	WDXT125012-G	●	●	●	12.4	5	1.2	MS5011A	ETD20

固定式粗搪刀
FIXED ROUGH BORING BARS

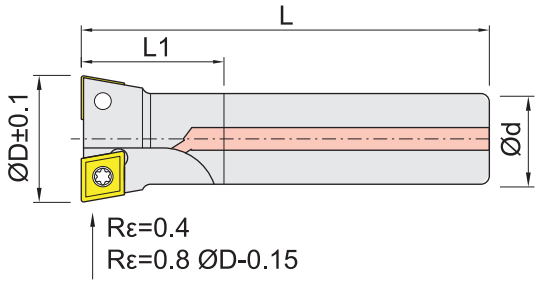

Coolant steel shank
中心出水鋼柄 示意圖

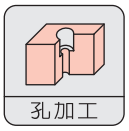

Item code	L	Item code	L	Item code	L	Item code	L	Dimensions,mm D Rε=0.4	d	L1	Teeth	Insert
TB08-S16-120	120							7.8	16	12	1	CC..060204
TB09-S16-120								8.8		14		
TB10-S16-120		TB10-S16-160	160	TB10-S16-200	200			9.8		25		
TB11-S16-120		TB11-S16-160		TB11-S16-200				10.8				
TB12-S16-120		TB12-S/A16-160		TB12-S16-200				11.8		30		
TB13-S16-120		TB13-S/A16-160		TB13-S16-200				12.8				
TB14-S16-120		TB14-S/A16-160		TB14-S16-200				13.8				
TB15-S16-120	120	TB15-S/A16-160	160	TB15-S16-200	200			14.8	16	30	1	CC..060204
TB16-S16-120		TB16-S/A16-160		TB16-S16-200				15.8			2	
TB17-S16-120		TB17-S/A16-160		TB17-S16-200				16.8				
TB18-S16-120		TB18-S/A16-160		TB18-S16-200		TB18-S16-250	250	17.8				
TB19-S16-120		TB19-S/A16-160		TB19-S16-200		TB19-S16-250		18.8				
TB20-S16-120		TB20-S/A16-160		TB20-S16-200		TB20-S16-250		19.8				
TB21-S16-120		TB21-S/A16-160		TB21-S16-200		TB21-S16-250		20.8				
TB22-S16-120		TB22-S/A16-160		TB22-S16-200		TB22-S16-250		21.8				
TB23-S20-130	130	TB23-S/A20-160	160	TB23-S20-200	200	TB23-S20-250	250	22.8	20	30	2	CC..060204
TB24-S20-130		TB24-S/A20-160		TB24-S20-200		TB24-S20-250		23.8				
TB25-S20-130		TB25-S20-160		TB25-S/A20-200		TB25-S20-250		24.8				
TB26-S20-130	130	TB26-S20-160	160	TB26-S/A20-200	200	TB26-S20-250	250	25.8	20	30	2	CC..09T304
TB27-S20-130		TB27-S20-160		TB27-S/A20-200		TB27-S20-250		26.8				
TB28-S20-130		TB28-S20-160		TB28-S/A20-200		TB28-S20-250		27.8				
TB29-S20-130		TB29-S20-160		TB29-S/A20-200				28.8				
TB29-S25-160	160	TB29-S25-200	200	TB29-S25-250	250			28.8	25	30	2	CC..09T304
TB30-S25-160		TB30-S/A25-200		TB30-S25-250		TB30-S25-300	300	29.8		40		
TB31-S25-160		TB31-S/A25-200		TB31-S25-250		TB31-S25-300		30.8				
TB32-S25-160		TB32-S/A25-200		TB32-S25-250		TB32-S25-300		31.8				
TB33-S25-160		TB33-S/A25-200		TB33-S25-250		TB33-S25-300		32.8				
TB34-S25-160		TB34-S/A25-200		TB34-S25-250		TB34-S25-300		33.8				
TB35-S25-160		TB35-S/A25-200		TB35-S25-250		TB35-S25-300		34.8				
TB36-S25-160		TB36-S/A25-200		TB36-S25-250		TB36-S25-300		35.8				
TB37-S25-160		TB37-S/A25-200		TB37-S25-250		TB37-S25-300		36.8				
TB38-S25-160		TB38-S/A25-200		TB38-S25-250		TB38-S25-300		37.8				
TB39-S25-160		TB39-S/A25-200		TB39-S25-250		TB39-S25-300		38.8				
TB40-S25-160		TB40-S/A25-200		TB40-S25-250		TB40-S25-300		39.8				

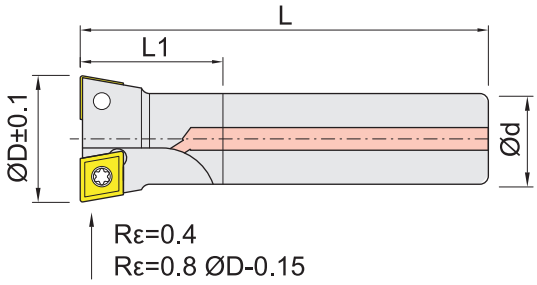

Coolant steel shank
中心出水鋼柄 示意圖

孔加工

Item code	L	Item code	L	Item code	L	Item code	L	Dimensions,mm D Rε=0.4	d	L1	Teeth	Insert
TB35-S32-160	160	TB35-S32-200	200	TB35-S32-250	250	TB35-S32-300	300	34.8	32	50	2	CC..09T304
TB36-S32-160		TB36-S32-200		TB36-S32-250		TB36-S32-300		35.8		60		
TB37-S32-160		TB37-S32-200		TB37-S32-250		TB37-S32-300		36.8				
TB38-S32-160		TB38-S32-200		TB38-S32-250		TB38-S32-300		37.8		40		
TB39-S32-160		TB39-S32-200		TB39-S32-250		TB39-S32-300		38.8				
TB40-S32-160		TB40-S32-200		TB40-S32-250		TB40-S32-300		39.8		45		
TB41-S/A32-200	200	TB41-S32-250	250	TB41-S32-300	300	TB41-S32-350	350	40.8	32	45	2	CC..09T304
TB42-S/A32-200		TB42-S32-250		TB42-S32-300				41.8				
TB43-S/A32-200		TB43-S32-250		TB43-S32-300				42.8				
TB44-S/A32-200		TB44-S32-250		TB44-S32-300				43.8				
TB45-S/A32-200		TB45-S32-250		TB45-S32-300				44.8				
TB46-S/A32-200		TB46-S32-250		TB46-S32-300				45.8				
TB47-S/A32-200		TB47-S32-250		TB47-S32-300				46.8				
TB48-S/A32-200		TB48-S32-250		TB48-S32-300				47.8				
TB49-S/A32-200		TB49-S32-250		TB49-S32-300				48.8				
TB50-S/A32-200		TB50-S32-250		TB50-S32-300				49.8				
TB51-S/A32-200	200	TB51-S32-250	250	TB51-S32-300	300			50.8	32	45	2	CC..09T304
TB52-S/A32-200		TB52-S32-250		TB52-S32-300		TB52-S32-350	350	51.8				
TB53-S/A32-200		TB53-S32-250		TB53-S32-300				52.8				
TB54-S/A32-200		TB54-S32-250		TB54-S32-300				53.8				
TB55-S/A32-200		TB55-S32-250		TB55-S32-300				54.8				
TB56-S/A32-200		TB56-S32-250		TB56-S32-300				55.8				
TB57-S/A32-200		TB57-S32-250		TB57-S32-300				56.8				

Insert	Screw	Wrench
CC..060204	MS2506A	ETF09
CC..09T304	MS4011A	ETF15
CC..120404	MS5011A	ETF20

TB20E-S20-200
① ②③ ④

① 刃徑 TB20(ØD = 19.8 ±0.1) TB20E(ØD = 20.0 ±0.1)
②刀柄 S=鋼柄STEEL SHANK A=鋼柄水孔 STEEL SHANK+ COOLANT HOLE
③柄徑 ④刀柄長度

固定式粗搪刀
FIXED ROUGH BORING BARS

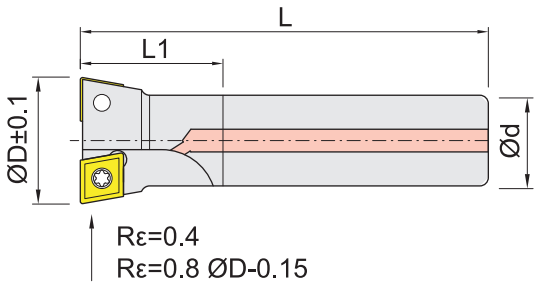

Coolant steel shank
中心出水鋼柄 示意圖

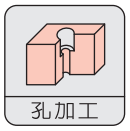

Item code	L	Item code	L	Item code	L	Item code	L	Dimensions,mm D Rε=0.4	d	L1	Teeth	Insert
TB08E-S16-120	120							8.0	16	12	1	CC..060204
TB09E-S16-120								9.0		14		
TB10E-S16-120		TB10E-S16-160	160					10.0		25		
TB11E-S16-120		TB11E-S16-160						11.0				
TB12E-S16-120		TB12E-S16-160		TB12E-S16-200	200			12.0		30		
TB13E-S16-120		TB13E-S16-160		TB13E-S16-200				13.0				
TB14E-S16-120		TB14E-S16-160		TB14E-S16-200				14.0				
TB15E-S16-120		TB15E-S16-160		TB15E-S16-200				15.0				
TB16E-S16-120	120	TB16E-S16-160	160	TB16E-S16-200	200			16.0	16	30	2	CC..060204
TB17E-S16-120		TB17E-S16-160		TB17E-S16-200				17.0				
TB18E-S16-120		TB18E-S16-160		TB18E-S16-200				18.0				
TB19E-S16-120		TB19E-S16-160		TB19E-S16-200				19.0				
TB20E-S16-120		TB20E-S16-160		TB20E-S16-200				20.0				
TB21E-S16-120		TB21E-S16-160		TB21E-S16-200				21.0				
TB22E-S16-120		TB22E-S16-160		TB22E-S16-200				22.0				
TB23E-S20-130	130	TB23E-S20-160	160	TB23E-S20-200	200			23.0	20	30	2	CC..060204
TB24E-S20-130		TB24E-S20-160		TB24E-S20-200		TB24E-S20-250	250	24.0				
TB25E-S20-130		TB25E-S20-160		TB25E-S20-200		TB25E-S20-250		25.0				
TB26E-S20-130		TB26E-S20-160		TB26E-S20-200		TB26E-S20-250		26.0				CC..09T304
TB27E-S20-130		TB27E-S20-160		TB27E-S20-200		TB27E-S20-250		27.0				
TB28E-S20-130	130	TB28E-S20-160		TB28E-S20-200		TB28E-S20-250		28.0				
TB29E-S20-130		TB29E-S20-160		TB29E-S20-200				29.0				
TB30E-S25-160	160	TB30E-S25-200	200	TB30E-S25-250	250			30.0	25	40	2	CC..09T304
TB31E-S25-160		TB31E-S25-200		TB31E-S25-250				31.0				
TB32E-S25-160		TB32E-S25-200		TB32E-S25-250				32.0				
TB33E-S25-160		TB33E-S25-200		TB33E-S25-250		TB33E-S32-300	300	33.0				
TB34E-S25-160		TB34E-S25-200		TB34E-S25-250				34.0				
TB35E-S25-160		TB35E-S25-200		TB35E-S25-250				35.0				
TB36E-S25-160		TB36E-S25-200		TB36E-S25-250				36.0				
TB37E-S25-160		TB37E-S25-200		TB37E-S25-250				37.0				
TB38E-S25-160		TB38E-S25-200		TB38E-S25-250				38.0				
TB39E-S25-160		TB39E-S25-200		TB39E-S25-250				39.0				
TB40E-S25-160		TB40E-S25-200		TB40E-S25-250				40.0				

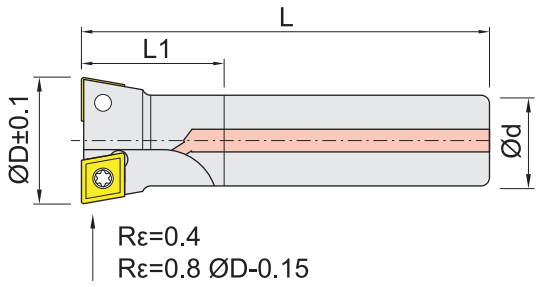

Coolant steel shank
中心出水鋼柄 示意圖

孔加工

Item code	L	Item code	L	Item code	L	Item code	L	Dimensions,mm D Rε=0.4	d	L1	Teeth	Insert
TB38E-S32-200	200	TB38E-S32-250	250					38.0	32	40	2	CC..09T304
TB39E-S32-200		TB39E-S32-250						39.0				
TB40E-S32-200	200	TB40E-S32-250	250	TB40E-S32-300	300			40.0	32	45	2	CC..09T304
TB41E-S32-200		TB41E-S32-250		TB41E-S32-300				41.0				
TB42E-S32-200		TB42E-S32-250		TB42E-S32-300				42.0				
TB43E-S32-200		TB43E-S32-250		TB43E-S32-300				43.0				
TB44E-S32-200		TB44E-S32-250		TB44E-S32-300				44.0				
TB45E-S32-200		TB45E-S32-250		TB45E-S32-300				45.0				
TB46E-S32-200		TB46E-S32-250		TB46E-S32-300				46.0				
TB47E-S32-200		TB47E-S32-250		TB47E-S32-300				47.0				
TB48E-S32-200		TB48E-S32-250		TB48E-S32-300				48.0				
TB49E-S32-200		TB49E-S32-250		TB49E-S32-300				49.0				
TB50E-S32-200		TB50E-S32-250		TB50E-S32-300				50.0				
TB51E-S32-200		TB51E-S32-250		TB51E-S32-300				51.0				
TB52E-S32-200		TB52E-S32-250		TB52E-S32-300				52.0				
TB53E-S32-200		TB53E-S32-250		TB53E-S32-300				53.0				
TB54E-S32-200		TB54E-S32-250		TB54E-S32-300				54.0				
TB55E-S32-200		TB55E-S32-250		TB55E-S32-300				55.0				
TB56E-S32-200		TB56E-S32-250		TB56E-S32-300				56.0				
TB57E-S32-200		TB57E-S32-250		TB57E-S32-300				57.0				

Insert	Screw	Wrench
CC..060204	MS2506A	ETF09
CC..09T304	MS4011A	ETF15
CC..120404	MS5011A	ETF20

TB20E-S20-200	
① ②③ ④	① 刃徑 TB20(ØD = 19.8 ±0.1) TB20E(ØD = 20.0 ±0.1) ②刀柄 S=鋼柄STEEL SHANK A=鋼柄水孔 STEEL SHANK+ COOLANT HOLE ③柄徑 ④刀柄長度

固定式粗搪刀
FIXED ROUGH BORING BARS

孔加工

FIG-1

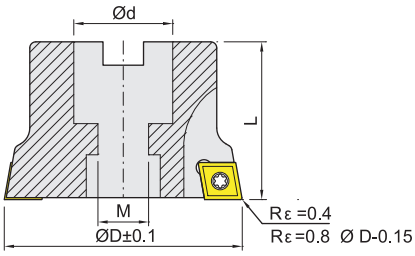

FIG-2

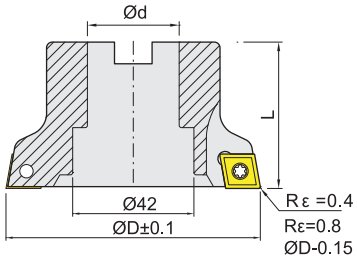

FIG-1 Item code (d=22.0)	FIG-1 Item code (d=25.4)	Insert	FIG-1 Item code (d=22.0,25.4)	Insert	D Rε=0.4	Teeth
TB45-22.0-CC09		CC..09T304			44.8	2
TB46-22.0-CC09					45.8	
TB47-22.0-CC09					46.8	
TB48-22.0-CC09					47.8	
TB49-22.0-CC09					48.8	
TB50-22.0-CC09	TB50-25.4-CC09				49.8	
TB51-22.0-CC09	TB51-25.4-CC09	CC..09T304		CC..120404	50.8	2
TB52-22.0-CC09	TB52-25.4-CC09				51.8	
TB53-22.0-CC09	TB53-25.4-CC09				52.8	
TB54-22.0-CC09	TB54-25.4-CC09				53.8	
TB55-22.0-CC09	TB55-25.4-CC09		TB55-22.0-CC12		54.8	
TB56-22.0-CC09	TB56-25.4-CC09	CC..09T304	TB56-22.0-CC12	CC..120404	55.8	2
TB57-22.0-CC09	TB57-25.4-CC09		TB57-22.0-CC12		56.8	
TB58-22.0-CC09	TB58-25.4-CC09		TB58-22.0-CC12		57.8	
TB59-22.0-CC09	TB59-25.4-CC09		TB59-22.0-CC12		58.8	
TB60-22.0-CC09	TB60-25.4-CC09		TB60-22.0-CC12		59.8	
TB61-22.0-CC09	TB61-25.4-CC09	CC..09T304	TB61-25.4-CC12	CC..120404	60.8	2
TB62-22.0-CC09	TB62-25.4-CC09		TB62-25.4-CC12		61.8	
TB63-22.0-CC09	TB63-25.4-CC09		TB63-25.4-CC12		62.8	
TB64-22.0-CC09	TB64-25.4-CC09		TB64-25.4-CC12		63.8	
TB65-22.0-CC09	TB65-25.4-CC09		TB65-25.4-CC12		64.8	
TB66-22.0-CC09	TB66-25.4-CC09	CC..09T304	TB66-25.4-CC12	CC..120404	65.8	2
TB67-22.0-CC09	TB67-25.4-CC09		TB67-25.4-CC12		66.8	
TB68-22.0-CC09	TB68-25.4-CC09		TB68-25.4-CC12		67.8	
TB69-22.0-CC09	TB69-25.4-CC09		TB69-25.4-CC12		68.8	
TB70-22.0-CC09	TB70-25.4-CC09		TB70-25.4-CC12		69.8	
TB71-22.0-CC09	TB71-25.4-CC09	CC..09T304	TB71-25.4-CC12	CC..120404	70.8	2
TB72-22.0-CC09	TB72-25.4-CC09		TB72-25.4-CC12		71.8	
	TB73-25.4-CC09		TB73-25.4-CC12		72.8	
	TB74-25.4-CC09		TB74-25.4-CC12		73.8	
TB75-22.0-CC09	TB75-25.4-CC09		TB75-25.4-CC12		74.8	
	TB76-25.4-CC09	CC..09T304	TB76-25.4-CC12	CC..120404	75.8	2
	TB77-25.4-CC09		TB77-25.4-CC12		76.8	
	TB78-25.4-CC09		TB78-25.4-CC12		77.8	
	TB79-25.4-CC09		TB79-25.4-CC12		78.8	
	TB80-25.4-CC09		TB80-25.4-CC12		79.8	

FIG-1 Item code (d=25.4)	Insert	FIG-1 Item code (d=25.4)	FIG-1 Item code (d=31.75)	FIG-2 Item code (d=31.75)	Insert	D Rε=0.4	Teeth
TB81-25.4-CC09	CC..09T304	TB81-25.4-CC12			CC..120404	80.8	2
TB82-25.4-CC09		TB82-25.4-CC12				81.8	
TB83-25.4-CC09		TB83-25.4-CC12				82.8	
TB84-25.4-CC09		TB84-25.4-CC12				83.8	
TB85-25.4-CC09		TB85-25.4-CC12				84.8	
TB86-25.4-CC09	CC..09T304	TB86-25.4-CC12			CC..120404	85.8	2
TB87-25.4-CC09		TB87-25.4-CC12				86.8	
TB88-25.4-CC09		TB88-25.4-CC12				87.8	
TB89-25.4-CC09		TB89-25.4-CC12				88.8	
TB90-25.4-CC09		TB90-25.4-CC12				89.8	
TB91-25.4-CC09	CC..09T304	TB91-25.4-CC12			CC..120404	90.8	2
TB92-25.4-CC09		TB92-25.4-CC12				91.8	
TB93-25.4-CC09		TB93-25.4-CC12				92.8	
TB94-25.4-CC09		TB94-25.4-CC12				93.8	
TB95-25.4-CC09		TB95-25.4-CC12				94.8	
TB96-25.4-CC09	CC..09T304	TB96-25.4-CC12			CC..120404	95.8	2
		TB97-25.4-CC12				96.8	
TB98-25.4-CC09		TB98-25.4-CC12				97.8	
		TB99-25.4-CC12				98.8	
TB100-25.4-CC09		TB100-25.4-CC12	TB100-31.75-CC12	TB100-31.75-CC12F		99.8	
	CC..09T304	TB101-25.4-CC12	TB101-31.75-CC12		CC..120404	100.8	2
		TB102-25.4-CC12	TB102-31.75-CC12			101.8	
			TB103-31.75-CC12			102.8	
			TB104-31.75-CC12			103.8	
TB105-25.4-CC09		TB105-25.4-CC12	TB105-31.75-CC12	TB105-31.75-CC12F		104.8	
	CC..09T304		TB106-31.75-CC12		CC..120404	105.8	2
			TB107-31.75-CC12			106.8	
TB108-25.4-CC09		TB108-25.4-CC12	TB108-31.75-CC12			107.8	
			TB109-31.75-CC12			108.8	
TB110-25.4-CC09		TB110-25.4-CC12	TB110-31.75-CC12	TB110-31.75-CC12F		109.8	
	CC..09T304		TB111-31.75-CC12		CC..120404	110.8	2
TB112-25.4-CC09		TB112-25.4-CC12	TB112-31.75-CC12			111.8	
			TB113-31.75-CC12			112.8	
			TB114-31.75-CC12			113.8	
TB115-25.4-CC09		TB115-25.4-CC12	TB115-31.75-CC12	TB115-31.75-CC12F		114.8	
	CC..09T304		TB116-31.75-CC12		CC..120404	115.8	2
			TB117-31.75-CC12			116.8	
		TB118-25.4-CC12	TB118-31.75-CC12			117.8	
			TB119-31.75-CC12			118.8	
TB120-25.4-CC09		TB120-25.4-CC12	TB120-31.75-CC12	TB120-31.75-CC12F		119.8	
	CC..09T304		TB121-31.75-CC12		CC..120404	120.8	2
TB122-25.4-CC09			TB122-31.75-CC12			121.8	
			TB123-31.75-CC12			122.8	
			TB124-31.75-CC12			123.8	
			TB125-31.75-CC12			124.8	
			TB126-31.75-CC12		CC..120404	125.8	2
			TB127-31.75-CC12			126.8	
			TB128-31.75-CC12			127.8	
			TB129-31.75-CC12			128.8	
			TB130-31.75-CC12			129.8	

Insert	Screw	Wrench
CC..060204	MS2506A	ETF09
CC..09T304	MS4011A	ETF15
CC..120404	MS5011A	ETF20

Dimensions,mm	d	M	L
TB…-22.0-…	22.0	11	50
TB…-25.4-…	25.4	13	50
TB…-31.75-…	31.75	13	50

固定式粗搪刀
FIXED ROUGH BORING BARS

孔加工

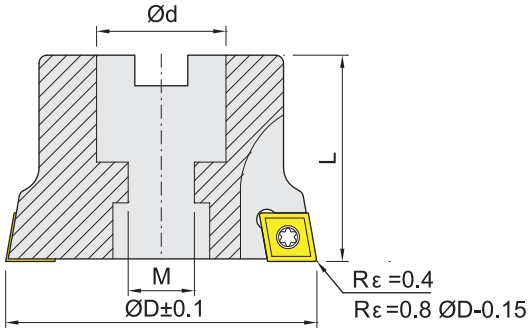

Item code (d=31.75)	Item code	Item code	Insert	D Rε=0.4	Teeth
TB131-31.75-CC12			CC..120404	130.8	2
TB132-31.75-CC12				131.8	
TB133-31.75-CC12				132.8	
TB134-31.75-CC12				133.8	
TB135-31.75-CC12				134.8	
TB136-31.75-CC12			CC..120404	135.8	2
TB137-31.75-CC12				136.8	
TB138-31.75-CC12				137.8	
TB139-31.75-CC12				138.8	
TB140-31.75-CC12				139.8	
TB141-31.75-CC12			CC..120404	140.8	2
TB142-31.75-CC12				141.8	
TB143-31.75-CC12				142.8	
TB144-31.75-CC12				143.8	
TB145-31.75-CC12				144.8	
TB146-31.75-CC12			CC..120404	145.8	2
TB147-31.75-CC12				146.8	
TB148-31.75-CC12				147.8	
TB149-31.75-CC12				148.8	
TB150-31.75-CC12				149.8	
TB151-31.75-CC12			CC..120404	150.8	2
TB155-31.75-CC12				154.8	
TB156-31.75-CC12				155.8	
TB160-31.75-CC12				159.8	
TB161-31.75-CC12			CC..120404	160.8	2
TB165-31.75-CC12				164.8	
TB170-31.75-CC12				169.8	
TB175-31.75-CC12			CC..120404	174.8	2
TB185-31.75-CC12				184.8	
TB187-31.75-CC12				186.8	
TB190-31.75-CC12				189.8	
TB195-31.75-CC12			CC..120404	194.8	2
TB200-31.75-CC12				199.8	
TB201-31.75-CC12				200.8	

Insert	Screw	Wrench
CC..060204	MS2506A	ETF09
CC..09T304	MS4011A	ETF15
CC..120404	MS5011A	ETF20

Dimensions,mm	d	M	L
TB...-22.0-...	22.0	11	50
TB...-25.4-...	25.4	13	50
TB...-31.75-...	31.75	13	50

FIG-1

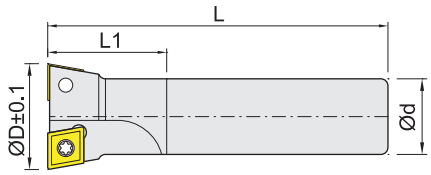

FIG-2

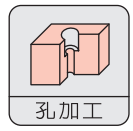

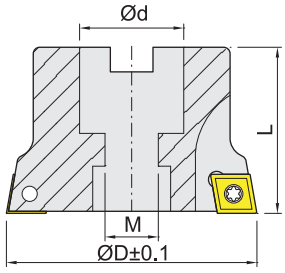

FIG-1 Item code	Dimensions,mm				Teeth	Insert	Screw	Wrench	Weight (kg)
	D	d	L	L1					
TBP26-S20-130	25.8	20	130	30	2	CP..090308	MS4009A	ETF15	0.32
TBP40-S32-120	39.8	32	120	45	3		MS4011A		0.76

FIG-2 Item code	Dimensions,mm				Teeth	Insert	Screw	Wrench	Weight (kg)
	D	d	L	M					
TBP70-25.4-CP09	69.8	25.4	50	13	4	CP..090308	MS4011A	ETF15	0.71
TBP100-25.4-CP09	99.8	25.4	50	13	4				1.45

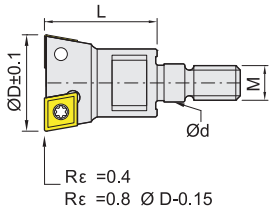

+

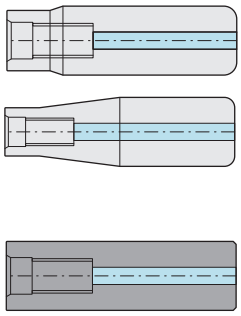

Steel shank + Coolant Hole
鋼柄水孔
（參考目錄p.258 See page 258）

Carbide shank + Coolant Hole
鎢鋼柄水孔
（參考目錄p.258 See page 258）

Item code	Dimensions,mm				Teeth	Insert	Screw	Wrench	Weight (kg)
	D	d	L	M					
TB13-MD11	12.8	6.5	18	M6	1	CC..060204	MS2506A	ETF09	0.03
TB14-MD11	13.8								0.03
TB15-MD11	14.8								0.03
TB16-MD11	15.8				2				0.03
TB16-MD11-M08	15.8	8.5	20	M8	2				0.03
TB18-MD15-M08	17.8	8.5	23	M8					0.04
TB20-MD14-M08	19.8								0.05
TB20-MD19-M10	19.8	10.5	30	M10					0.07
TB22-MD19-M10	21.8								0.08
TB25-MD19-M10	24.8								0.09

可調式粗搪刀桿
ADJUSTABLE ROUGH BORING BARS

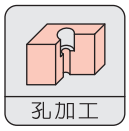

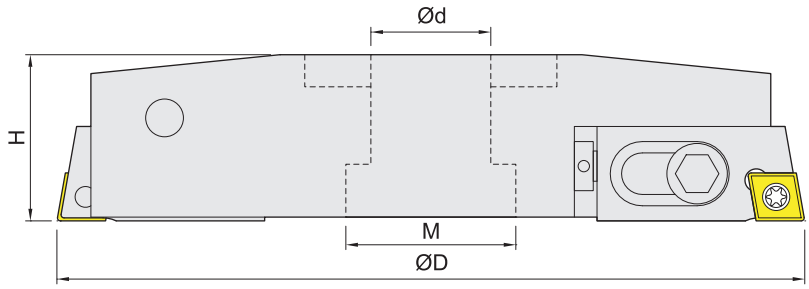

Item code	ØD Range		Dimensions,mm			Teeth	Cartridges	Screw	Weight (kg)
	Dmin	Dmax	d	M	H				
TBJ175-25-31.75	175	200	31.75	45	43	2	TBJS925-CC12	HTM1045	2.35
TBJ200-25-31.75	200	225							2.88
TBJ225-25-31.75	225	250							3.47
TBJ250-25-31.75	250	275							4.14
TBJ275-25-31.75	275	300							4.78
TBJ300-25-31.75	300	325							5.42
TBJ325-25-31.75	325	350							6.08
TBJ350-25-31.75	350	375							6.64
TBJ375-25-31.75	375	400							7.30
TBJ400-25-31.75	400	425							7.84

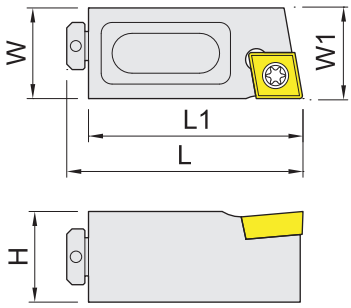

Item code	Dimensions,mm					Insert	Screw	Screw	Wrench	Weight (kg)
	H	W	W1	L1	L					
TBJS925-CC12	25	25	25.5	55	60	CC..1204..	RTM825	MS5011A	ETF20	0.40

搪孔刀頭&配件
BORING HEAD & PART

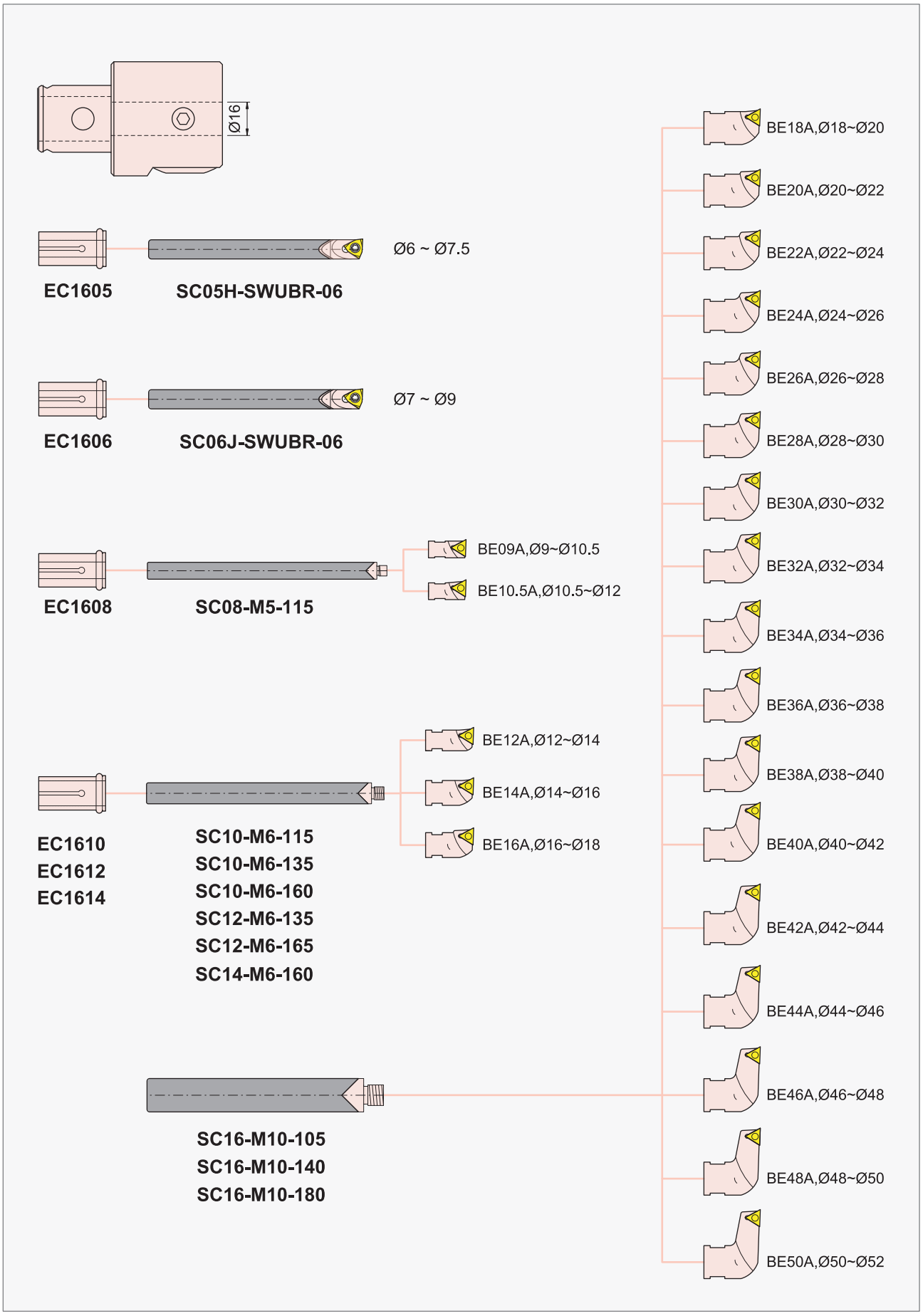

Item code	Dimensions,mm D	H	L	M	Range	Shape	Insert	Screw	Wrench	Weight (kg)
BE09A	9	7	18	M5	9-10.5	搪孔頭 BORING CUTTER HEAD 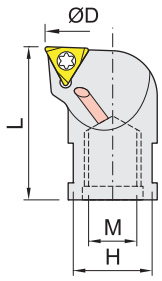	TP..0802..	MS2205A	ETF07	0.02
BE10.5A	10.5				10.5-12					0.02
BE12A	12	8	23	M6	12-14					0.02
BE14A	14	10	23	M6	14-16		TP..0802..	MS2206A	ETF07	0.03
BE16A	16				16-18					0.03
BE18A	18	14	27	M10	18-20		TP..0802..	MS2206A	ETF07	0.04
BE20A	20				20-22					0.04
BE22A	22				22-24					0.04
BE24A	24				24-26					0.04
BE26A	26				26-28					0.04
BE28A	28				28-30					0.04
BE30A	30				30-32					0.04
BE32A	32				32-34					0.05
BE34A	34				34-36					0.05
BE36A	36				36-38					0.05
BE38A	38				38-40					0.05
BE40A	40				40-42					0.06
BE42A	42				42-44					0.06
BE44A	44				44-46					0.06
BE46A	46				46-48					0.06
BE48A	48				48-50					0.06
BE50A	50				50-52					0.06

Carbide shank Item code	Dimensions,mm D	L	Range	Shape	Insert	Screw	Wrench	適用套筒 Suitable Collet	Weight (kg)
SC05H-SWUBR-06	5	100	6-7.5	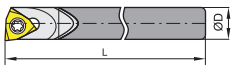	WB..0601..	MS2003A	ETF06	EC1605	0.03
SC06J-SWUBR-06	6	110	7-9					EC1606	0.05

Item code	Dimensions,mm D	D1	Shape	適用鎢鋼柄 Suitable Adapters	Weight (kg)
EC1605	16	5	套筒 COLLET ADAPTERS 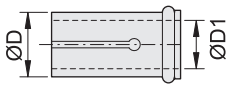	SC05H-SWUBR-06	0.05
EC1606	16	6		SC06J-SWUBR-06	0.05
EC1608	16	8		SC08-M5-..	0.05
EC1610	16	10		SC10-M6-..	0.04
EC1612	16	12		SC12-M6-..	0.03
EC1614	16	14		SC14-M6-..	0.02

Carbide shank 無水孔Non-coolant	Item code 水孔Coolant	Dimensions,mm D	M	L	Shape	適用搪刀頭 Suitable Boring Cutter Head	適用套筒 Suitable Collet	Weight (kg)
SC08-M5-115	SC08H-M5-115	8	M5	115	鎢鋼柄搪刀桿 CARBIDE 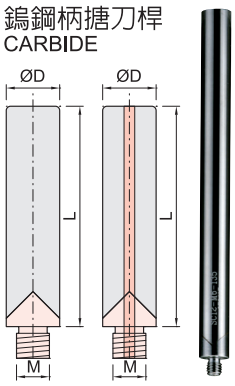	BE09A, BE10.5A	EC1608	0.09
SC10-M6-115	SC10H-M6-115	10	M6	115		BE12A	EC1610	0.14
SC10-M6-135	SC10H-M6-135			135				0.16
SC10-M6-160	SC10H-M6-160			160				0.19
SC12-M6-135	SC12H-M6-135	12	M6	135		BE14A , BE16A	EC1612	0.23
SC12-M6-165	SC12H-M6-165			165				0.28
SC14-M6-160	SC14H-M6-160	14	M6	160		BE14A , BE16A	EC1614	0.37
SC16-M10-105	SC16H-M10-105	16	M10	105		BE18A ~ BE50A	--	0.32
SC16-M10-140	SC16H-M10-140			140				0.43
SC16-M10-180	SC16H-M10-180			180				0.54

搪孔刀頭&配件
BORING HEAD & PART

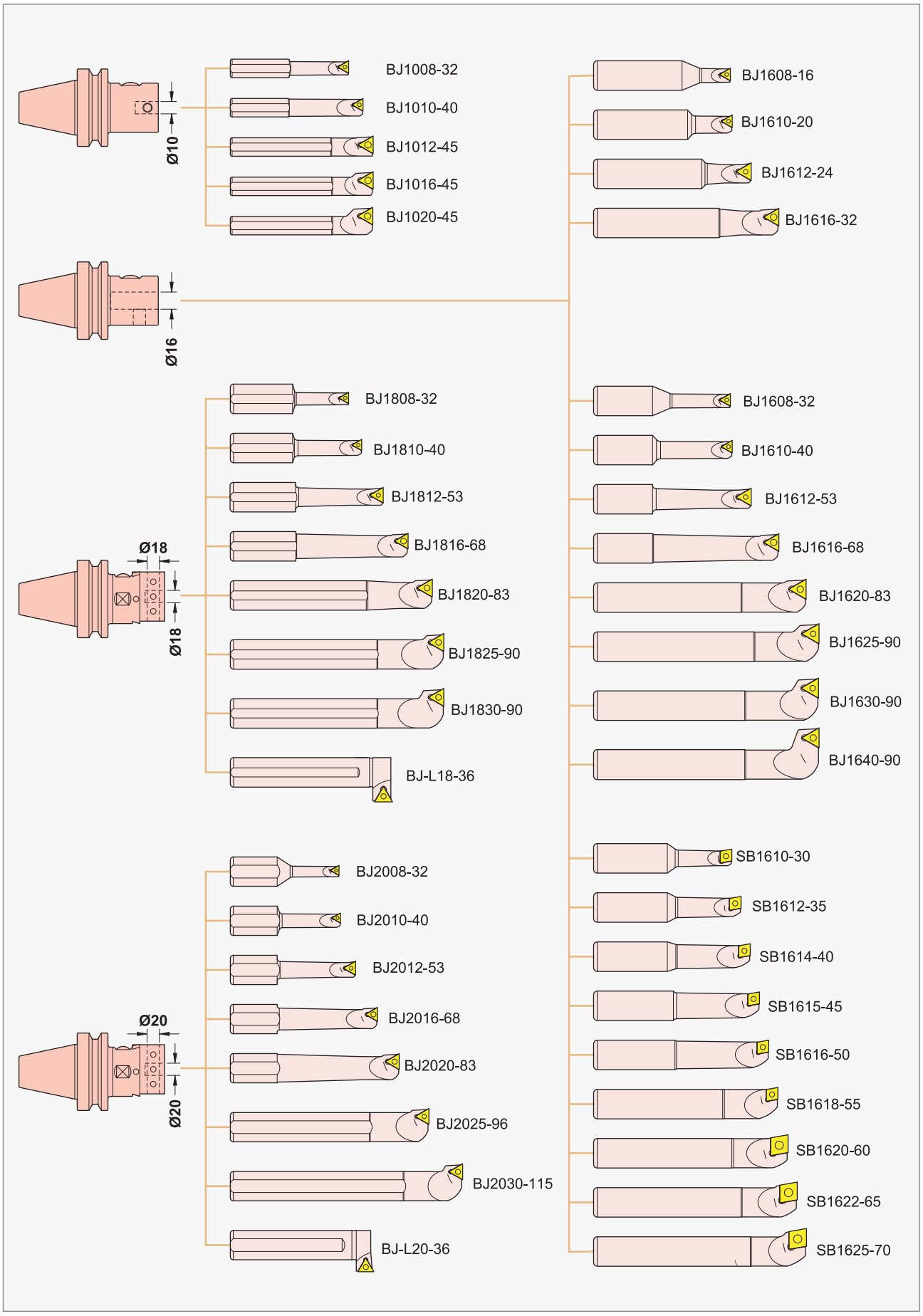

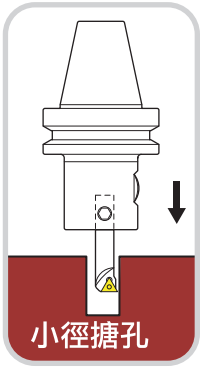

Fig-1

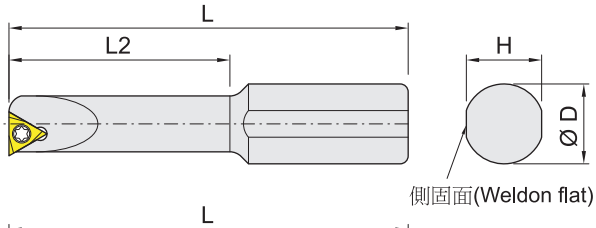

Fig-2

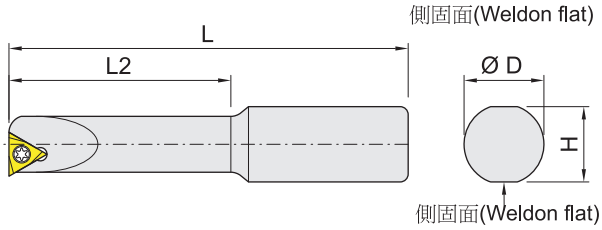

FIG-1 Item code	L2	FIG-2 Item code	L2	FIG-2 Item code	L2	Dimensions,mm D	Range	L	H	Insert	Screw	Wrench	Weight (kg)
		BJ10B06-12	12	**BJ10B06-24**	24	10	6-8	64	9	WB..0601..	MS2003A	ETF06	0.04
BJ1008-32	32			**BJ10B08-32**	32		8-10	64		TB..0601..	MS2004A		0.04
BJ1010-40	40			**BJ10B10-40**	40		10-12	72			MS2005A		0.04
BJ1012-45	22			**BJ10B12-45**	22		12-16	77		TP..0902..	MS2506A	ETF09	0.05
BJ1016-45	22			**BJ10B16-45**	22		16-20	77					0.05
				BJ10B20-45	25		20-25	77					0.05
BJ1020-45	27						20-25	77		TP..1103..	MS3008A		0.05
※BJ10-5PCS		BJ1008-32, BJ1010-40, BJ1012-45, BJ1016-45, BJ1020-45											0.66
※BJ10B-6PCS		BJ10B06-24, BJ10B08-32, BJ10B10-40, BJ10B12-45, BJ10B16-45, BJ10B20-45											0.64

※ 表盒裝 SUITE

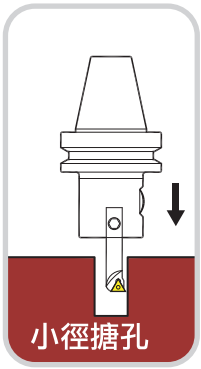

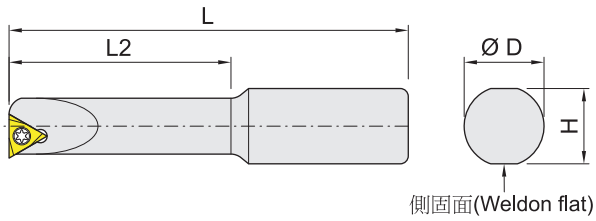

Item code	L2	Item code	L2	Dimensions,mm D	Range	L	H	Insert	Screw	Wrench	Weight (kg)
BJ12B06-12	12	**BJ12B06-24**	24	12	6-8	64	11	WB..0601..	MS2003A	ETF06	0.04
		BJ12B08-32	32		8-10	64		TB..0601..	MS2004A		0.04
		BJ12B10-40	40		10-12	72			MS2005A		0.04
		BJ12B12-45	45		12-16	77		TP..0902..	MS2506A	ETF09	0.05
		BJ12B16-45	22		16-20	77					0.05
		BJ12B20-45	25		20-25	77					0.05
		BJ12B25-45	25		20-25	77		TP..1103..	MS3008A		0.06
※BJ12B-7PCS		BJ12B06-24,BJ12B08-32, BJ12B10-40, BJ12B12-45, BJ12B16-45, BJ12B20-45, BJ12B25-45									0.77

※ 表盒裝 SUITE

小徑搪刀
BORING SHANK

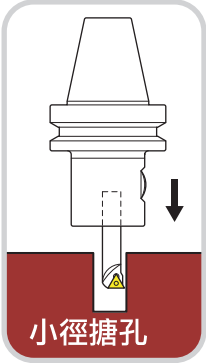

Fig-1

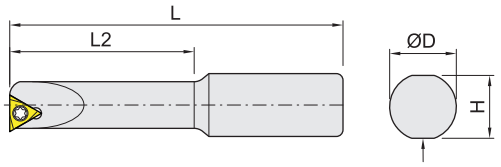

Fig-2

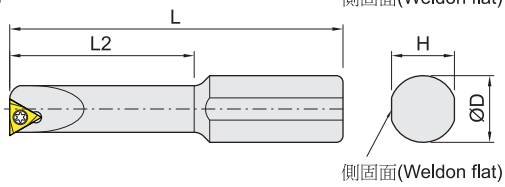

FIG-1 Item code	L2	FIG-1 Item code	L2	FIG-2 Item code	L2	Dimensions,mm D	Range	L	H	Insert	Screw	Wrench	Weight (kg)
BJ1606-12	12	**BJ1606-24**	24	**BJ16B06-25**	25	16	6-8	68	15	WB..0601..	MS2003A	ETF06	0.12
BJ1608-16	16	**BJ1608-32**	32	**BJ16B08-32**	32		8-10	74		TB..0601..	MS2004A		0.12
BJ1610-20	20	**BJ1610-40**	40	**BJ16B10-40**	40		10-12	75			MS2005A		0.13
BJ1612-24	24	**BJ1612-53**	53	**BJ16B12-53**	53		12-16	85		TP..0902..	MS2506A	ETF09	0.13
BJ1614-30	30	**BJ1614-60**	60	**--**	--		14-16	103					0.14
BJ1616-32	32	**BJ1616-68**	68	**BJ16B16-68**	68		16-20	100					0.14
--	--	**BJ1620-83**	35	**BJ16B20-83**	35		20-25	115		TP..1103..	MS3008A	ETF09	0.19
--	--	**BJ1625-90**	35	**BJ16B25-90**	35		25-30	122					0.19
--	--	**BJ1630-90**	40	**BJ16B30-90**	40		30-40	122					0.21
--	--	**BJ1635-90**	40	**BJ16B35-90**	40		35-40	122					0.21
--	--	**BJ1640-90**	40	**BJ16B40-90**	40		40-50	122					0.22
--	--	**BJ1645-90**	40	**BJ16B45-90**	40		45-50	122					0.22
※ **BJ16-2D-8PCS**	BJ1608-16, BJ1610-20, BJ1612-24, BJ1616-32, BJ1620-83, BJ1625-90, BJ1630-90, BJ1640-90												1.86
※ **BJ16-8PCS**	BJ1608-32, BJ1610-40, BJ1612-53, BJ1616-68, BJ1620-83, BJ1625-90, BJ1630-90, BJ1640-90												1.74
※ **BJ16B-8PCS**	BJ16B08-32, BJ16B10-40, BJ16B12-53, BJ16B16-68, BJ16B20-83, BJ16B25-90, BJ16B30-90, BJ16B40-90												1.74

※ 表盒裝 SUITE

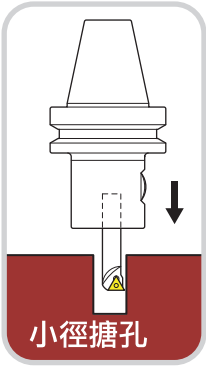

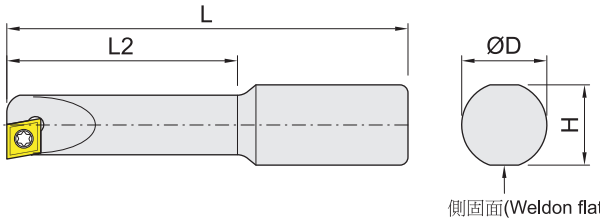

Item code	L2	Item code	L2	Dimensions,mm D	Range	L	H	Insert	Screw	Wrench	Weight (kg)
SB1610-18	18	**SB1610-30**	30	16	10-12	75	15	CC..0602..	MS2506A	ETF09	0.12
SB1612-20	20	**SB1612-35**	35		12-14	80					0.13
SB1614-22	22	**SB1614-40**	40		14-16	85					0.13
SB1615-25	25	**SB1615-45**	45		15-17	90					0.14
SB1616-30	30	**SB1616-50**	50		16-18	95					0.15
		SB1618-55	30		18-20	100					0.16
		SB1620-60	30		20-22	105		CC..09T3..	MS4009A	ETF15	0.17
		SB1622-65	30		22-25	110					0.17
		SB1625-70	30		25-28	115					0.18

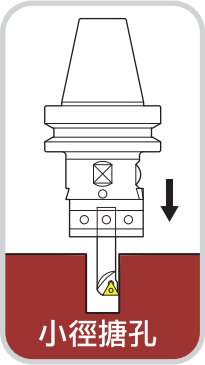

Fig-1

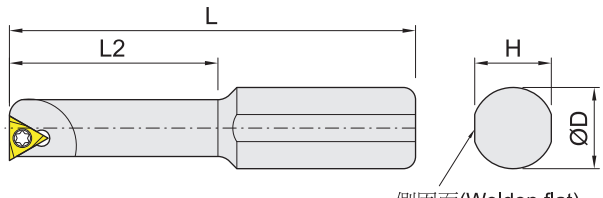

Fig-2

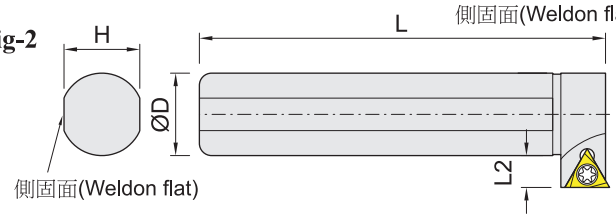

FIG-1 Item code	L2	FIG-1 Item code	L2	FIG-2 Item code	L2	Dimensions,mm D	Range	L	H	Insert	Screw	Wrench	Weight (kg)
BJ1806-12	12	**BJ1806-24**	24			18	6-8	68	17	WB..0601..	MS2003A	ETF06	0.14
		BJ1808-32	32			18	8-10	72	17	TB..0601..	MS2004A		0.14
		BJ1810-40	40			18	10-12	80	17		MS2005A		0.16
		BJ1812-53	53			18	12-16	93	17	TP..0902..	MS2506A	ETF09	0.19
		BJ1816-68	68			18	16-20	108	17				0.22
		BJ1820-83	40			18	20-25	123	17	TP..1103..	MS3008A	ETF09	0.25
		BJ1825-90	40			18	25-30	130	17				0.26
		BJ1830-90	40			18	35-40	130	17				0.26
				BJ-L18-36	8	18	--	97	17				0.19
※ **BJ18-8PCS**	BJ1808-32, BJ1810-40, BJ1812-53, BJ1816-68, BJ1820-83, BJ1825-90,BJ1830-90, BJ-L18-36												1.99

※ 表盒裝 SUITE

FIG-1 Item code	L2	FIG-1 Item code	L2	FIG-2 Item code	L2	Dimensions,mm D	Range	L	H	Insert	Screw	Wrench	Weight (kg)
BJ2006-12	12	**BJ2006-24**	24			20	6-8	68	19	WB..0601..	MS2003A	ETF06	0.13
BJ2008-16	16	**BJ2008-32**	32			20	8-10	74	19	TB..0601..	MS2004A		0.18
BJ2010-20	20	**BJ2010-40**	40			20	10-12	75	19		MS2005A		0.19
		BJ2012-53	53			20	12-16	85	19	TP..0902..	MS2506A	ETF09	0.21
		BJ2016-68	68			20	16-20	100	19				0.25
		BJ2020-83	83			20	20-25	115	19	TP..1103..	MS3008A		0.28
		BJ2025-96	40			20	25-30	135	19				0.33
		BJ2030-115	40			20	35-40	158	19				0.39
				BJ-L20-36	8	20	--	97	19				0.24
※ **BJ20-8PCS**	BJ2008-32, BJ2010-40, BJ2012-53, BJ2016-68, BJ2020-83, BJ2025-96, BJ2030-115, BJ-L20-36												2.26

※ 表盒裝 SUITE

小徑搪刀
BORING SHANK

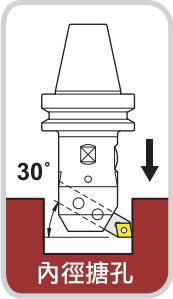

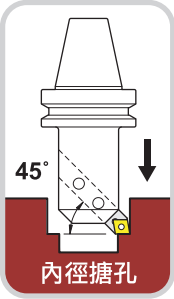

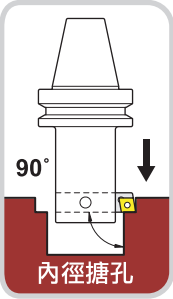

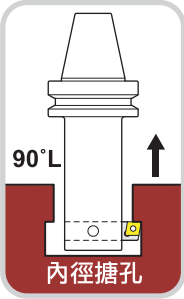

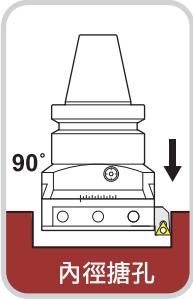

Insert Shape	Fig-1 Item code	Insert	Fig-2 Item code	Insert	Fig-2 Item code	Insert	Fig-3 Item code	Insert	Dimensions,mm H	W	L	Weight (kg)
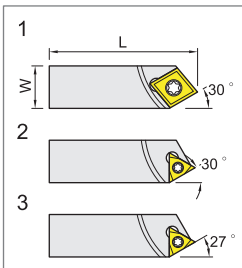	**TBS306**	CC..0602..	**TSBS306**	TC..0902..	**SBS306**	TP..0902..			6	6	55	0.03
	TBS308	CC..0602..	**TSBS308**	TC..0902..	**SBS308**	TP..0902..	**SBS308A**	TP..0902..	8	8	55	0.04
	TBS310	CC..0602..	**TSBS310**	TC..0902..	**SBS310**	TP..0902..	**SBS310A**	TP..0902..	10	10	65	0.06
	TBS313	CC..09T3..	**TSBS313**	TC..1102..	**SBS313**	TP..1103..	**SBS313A**	TP..1103..	13	13	80	0.12
	TBS316	CC..09T3..	**TSBS316**	TC..16T3..	**SBS316**	TP..1103..	**SBS316A**	TP..1103..	16	16	120	0.26
					SBS316B	TP..1603..			16	16	120	0.26
	TBS319	CC..1204..	**TSBS319**	TC..16T3..	**SBS319**	TP..1603..	**SBS319A**	TP..1603..	19	19	140	0.40
	TBS325	CC..1204..	**TSBS325**	TC..16T3..	**SBS325**	TP..1603..			25	25	150	0.73
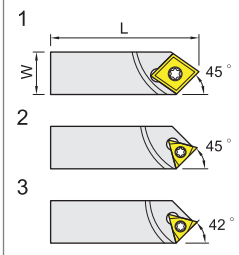	**TBS406**	CC..0602..	**TSBS406**	TC..0902..	**SBS406**	TP..0902..			6	6	55	0.03
	TBS408	CC..0602..	**TSBS408**	TC..0902..	**SBS408**	TP..0902..	**SBS408A**	TP..0902..	8	8	55	0.04
	TBS410	CC..0602..	**TSBS410**	TC..0902..	**SBS410**	TP..0902..	**SBS410A**	TP..0902..	10	10	65	0.06
	TBS413	CC..09T3..	**TSBS413**	TC..1102..	**SBS413**	TP..1103..	**SBS413A**	TP..1103..	13	13	80	0.12
	TBS416	CC..09T3..	**TSBS416**	TC..16T3..	**SBS416**	TP..1103..	**SBS416A**	TP..1103..	16	16	120	0.26
					SBS416B	TP..1603..			16	16	120	0.26
	TBS419	CC..1204..	**TSBS419**	TC..16T3..	**SBS419**	TP..1603..	**SBS419A**	TP..1603..	19	19	140	0.40
	TBS425	CC..1204..	**TSBS425**	TC..16T3..	**SBS425**	TP..1603..			25	25	150	0.73
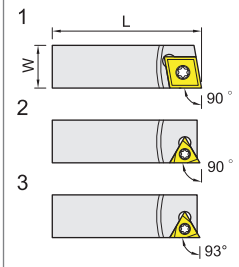	**TBS906**	CC..0602..	**TSBS906**	TC..0902..	**SBS906**	TP..0902..			6	6	55	0.03
	TBS908	CC..0602..	**TSBS908**	TC..0902..	**SBS908**	TP..0902..	**SBS908A**	TP..0902..	8	8	55	0.04
	TBS910	CC..0602..	**TSBS910**	TC..0902..	**SBS910**	TP..0902..	**SBS910A**	TP..0902..	10	10	65	0.06
	TBS913	CC..09T3..	**TSBS913**	TC..1102..	**SBS913**	TP..1103..	**SBS913A**	TP..1103..	13	13	80	0.12
	TBS916	CC..09T3..	**TSBS916**	TC..16T3..	**SBS916**	TP..1103..	**SBS916A**	TP..1103..	16	16	120	0.26
					SBS916B	TP..1603..			16	16	120	0.26
	TBS919	CC..1204..	**TSBS919**	TC..16T3..	**SBS919**	TP..1603..			19	19	140	0.40
	TBS925	CC..1204..	**TSBS925**	TC..16T3..	**SBS925**	TP..1603..			25	25	150	0.73
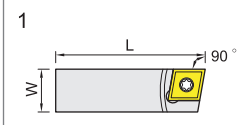	**TBS906L**	CC..0602..							6	6	55	0.03
	TBS908L	CC..0602..							8	8	55	0.04
	TBS910L	CC..0602..							10	10	65	0.06
	TBS913L	CC..09T3..							13	13	80	0.12
	TBS916L	CC..09T3..							16	16	120	0.26
	TBS919L	CC..1204..							19	19	140	0.40
	TBS925L	CC..1204..							25	25	150	0.73
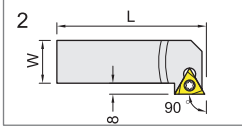					**BSB916**	TP..1103..			16	16	150	0.30
					BSB920	TP..1103..			20	20	150	0.40
				NEW	**BSB925**	TP..1103..			25	25	150	0.73

Insert	Screw	Wrench
CC..0602..	MS2506A	ETF09
CC..09T3..	MS4011A	ETF15
CC..1204..	MS5011A	ETF20

Insert	Screw	Wrench
TC..0902..	MS2206A	ETF07
TC..1102..	MS2506A	ETF09
TC..16T3..	MS4011A	ETF15

Insert	Screw	Wrench
TP..0902..	MS2506A	ETF09
TP..1103..	MS3008A	ETF09
TP..1603..	MS4011A	ETF15

Cartridges shape	Item code	Dimensions,mm						Insert	Weight (kg)
		L1	L8	F	H	Dm min	Rε		
SCFCR Screw clamp Kr=90° 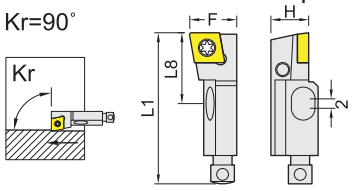	**SCFCR-08CA-06**	32	15	10	8	25	0.4	CC..0602..	0.03
	SCFCR-10CA-09	50	30	14	10	40	0.4	CC..09T3..	0.08
	SCFCR-12CA-12	55	35	20	12	50	0.8	CC..1204..	0.11
SRSCR Screw clamp Kr=120° 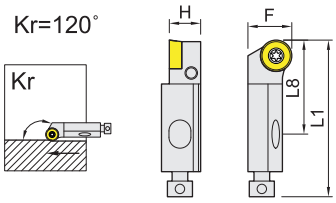	**SRSCR/L-10CA-10**	50	30	14	10	40		RC..10T3..	0.07
SSSPR Screw clamp Kr=45° 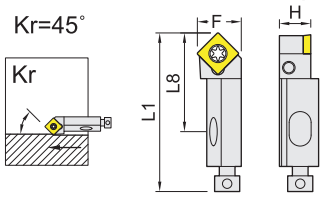	**SSSPR-10CA-09**	50	30	14	10	40	0.4	SP..0903..	0.07
STFCR Screw clamp Kr=90° 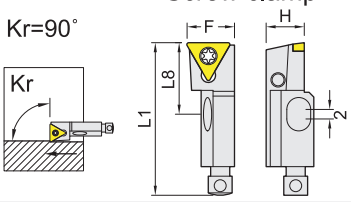	**STFCR-08CA-09**	32	15	10	8	25	0.4	TC..0902..	0.03
	STFCR-10CA-11	50	30	14	10	40	0.4	TC..1102..	0.07
	STFCR-12CA-16	55	35	20	12	50	0.8	TC..16T3..	0.11
STFPR Screw clamp Kr=90° 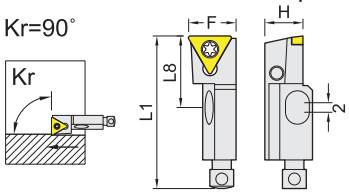	**STFPR-08CA-09**	32	15	10	8	25	0.4	TP..0902..	0.03
	STFPR-10CA-11	50	30	14	10	40	0.4	TP..1103..	0.07
	STFPR-12CA-16	55	35	20	12	50	0.8	TP..1603..	0.11

卡式刀座（符合ISO規格）
CARTRIDGES MEET WITH ISO STD.

Cartridges shape	Item code	Dimensions,mm							Insert	Weight (kg)
		L1	L2	L8	F	H	Dm min	Rε		
STGCL Screw clamp Kr=90° 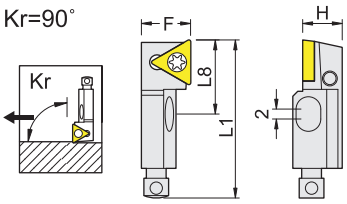	**STGCL-12CA-16**	55	--	35	20	12	75	0.8	TC..16T3..	0.11
STSPR Screw clamp Kr=45° 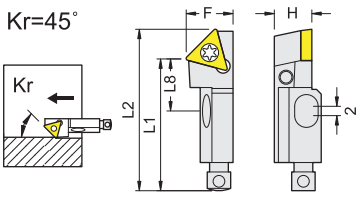	**STSPR-08CA-09**	28	34.1	11	10	8	25	0.4	TP..0902..	0.03
	STSPR-10CA-11	44	51.0	24	14	10	40	0.4	TP..1103..	0.07
	STSPR-12CA-16	47	57.0	27	20	12	50	0.8	TP..1603..	0.11
STSCR Screw clamp Kr=45° 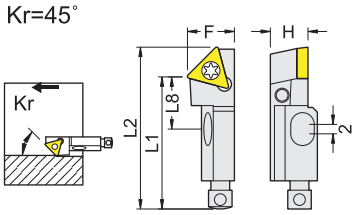	**STSCR-08CA-09**	28	34.1	11	10	8	25	0.4	TC..0902..	0.03
	STSCR-10CA-11	44	51.0	24	14	10	40	0.4	TC..1102..	0.07
	STSCR-12CA-16	47	57.0	27	20	12	50	0.8	TC..16T3..	0.11
STTCR Screw clamp Kr=60° 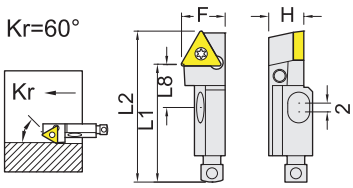	**STTCR-08CA-09**	27	34.1	10	10	8	25	0.4	TC..0902..	0.03

Axial mounting

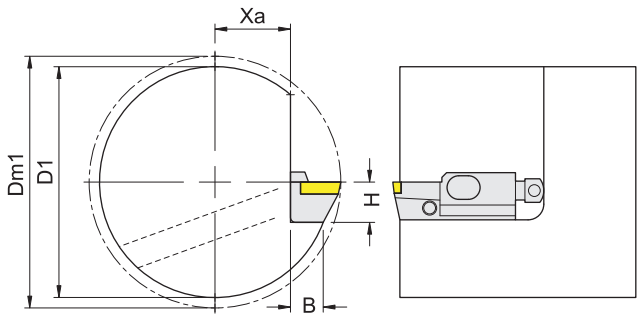

$$Xa = \frac{Dm1}{2} - F$$

Axial adjust= ±1mm
Radial adjust= +0.5mm

$$D1 = 2\sqrt{H^2 + (B(\pm)Xa)^2}$$

Radial mounting

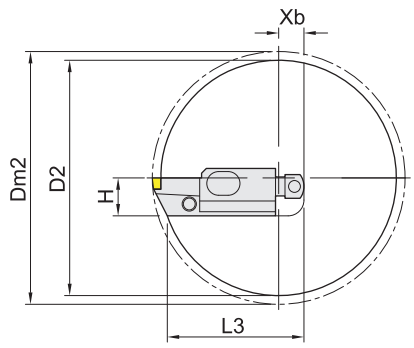

$$Xb = L1 - \frac{Dm2}{2}$$

Axial adjust= +0.5mm
Radial adjust= ±1mm

$$D2 = 2\sqrt{H^2 + (L3(\pm)Xb)^2}$$

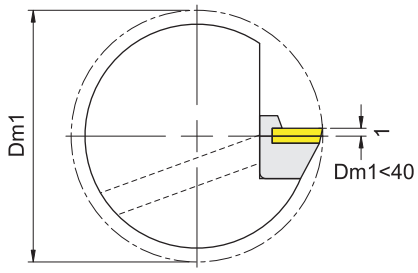

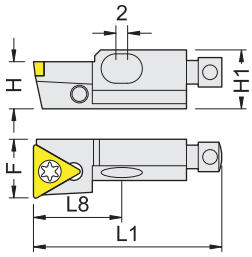

Cartridge size	Item code	Screw	Wrench	Screw	Wrench	Screw	Screw	Wrench
08CA 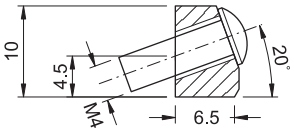	**STFCR-08CA-09**	HM408	PL20	HTR414	PL25	RTM412	MS2206A	ETF07
	STSCR-08CA-09							
	STTCR-08CA-09							
	SCFCR-08CA-06	HM408	PL20	HTR414	PL25	RTM412	MS2506A	ETF09
	STFPR-08CA-09							
	STSPR-08CA-09							
10CA 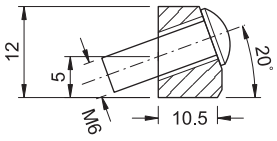	**STFCR-10CA-11**	HM410	PL20	HTR623	PL40	RTM515	MS2506A	ETF09
	STSCR-10CA-11							
	STFPR-10CA-11						MS3008A	
	STSPR-10CA-11							
	SRSCR/L-10CA-10						MS3509A	ETF15
	SCFCR-10CA-09						MS4009A	
	SSSPR-10CA-09							
12CA 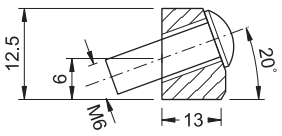	**SCFCR-12CA-12**	HM412	PL20	HTR623	PL40	RTM515	MS5011A	ETF20
	STGCL-12CA-16						MS4011A	ETF15
	STFCR-12CA-16							
	STFPR-12CA-16							
	STSCR-12CA-16							
	STSPR-12CA-16							