銑刀
MILLING

SNF 45° 面銑刀
45°FACE MILLING CUTTERS (SNF)

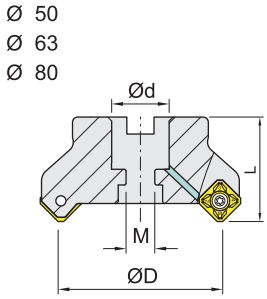

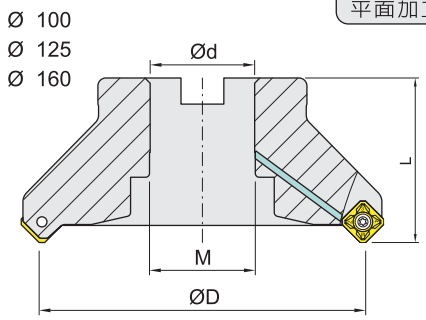

Metric

	Item code 水孔Coolant	Dimensions,mm D	d	L	M	Teeth	Insert	Spare parts	Weight Kg
NEW	SNF445R-05004-A22.0T	50	22.0	40	11	4	SN..1205..	①	0.57
NEW	SNF445R-05005-A22.0T	50	22.0	40	11	5			0.55
NEW	SNF445R-06305-A22.0T	63	22.0	40	11	5			0.78
NEW	SNF445R-06306-A22.0T	63	22.0	40	11	6			0.75
NEW	SNF445R-08006-A27.0T	80	27.0	50	13	6			1.39
NEW	SNF445R-08007-A27.0T	80	27.0	50	13	7			1.37
NEW	SNF445R-08008-A27.0T	80	27.0	50	13	8			1.34
NEW	SNF445R-10007-A32.0T	100	32.0	50	45	7			1.76
NEW	SNF445R-10008-A32.0T	100	32.0	50	45	8			1.75
NEW	SNF445R-10009-A32.0T	100	32.0	50	45	9			1.72
NEW	SNF445R-12510-A40.0T	125	40.0	63	53	10			3.08
NEW	SNF445R-16012-A40.0T	160	40.0	63	55	12			4.55

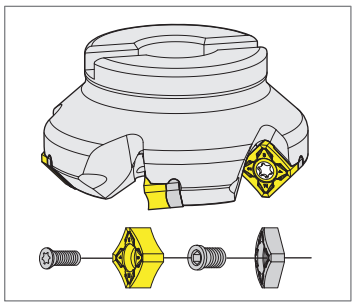

Spare parts	Shim	Screw	Wrench	Screw	Wrench
①	SNS445A	MDS06040	PL40	MS4014M	ETF15

被切削材 Workpiece material				
	Steel 鋼	P	●	
	Stainless steel 不銹鋼	M	●	
	Cast iron 鑄鐵	K	●	●
	Non-ferrous metal 非鐵金屬	N		

Insert Shape	Description	GRADE 材質 Coated 塗層 UW913	UV361	Dimensions,mm D	F	S	Re
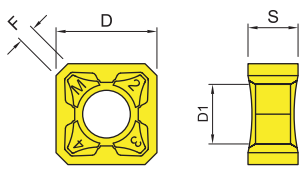	SNHX1205EMMNF	●		12.7	1.5	6.35	6.0
	SNHX1205TXMNF		●				
	SNMX1205RGNF						

平面加工

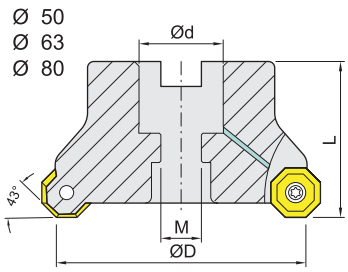

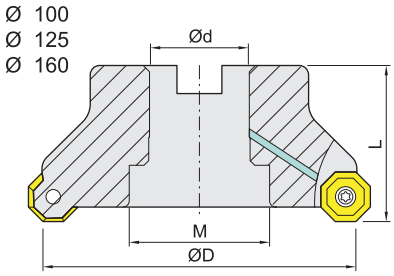

Metric

	Item code 水孔Coolant	Dimensions,mm D	d	L	M	Teeth	Insert	Screw	Wrench	Weight Kg
NEW	**NFK436R-05004-A22.0T**	50	22.0	40	11	4	OD..060508..	MS5011A	ETF20	0.41
NEW	**NFK436R-06305-A22.0T**	63	22.0	40	11	5				0.61
NEW	**NFK436R-08006-A27.0T**	80	27.0	50	13	6				1.18
NEW	**NFK436R-10006-A32.0T**	100	32.0	50	45	6				1.89
NEW	**NFK436R-10007-A32.0T**	100	32.0	50	45	7				1.89
NEW	**NFK436R-12508-A40.0T**	125	40.0	63	55	8				3.01
NEW	**NFK436R-16010-A40.0T**	160	40.0	63	55	10				4.99

被切削材 Workpiece material				
	Steel 鋼	P	●	●
	Stainless steel 不銹鋼	M	●	
	Cast iron 鑄鐵	K	●	
	Non-ferrous metal 非鐵金屬	N		

Insert Shape	Description	GRADE 材質 Coated 塗層 LT30	WKP35	Dimensions,mm A	S	Re
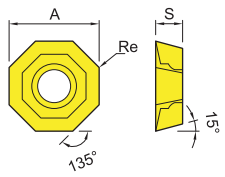	**ODMT060508TN**	●		15.875	5.56	0.8
	ODMT0605ZZND57		●			

ASX 45° 面銑刀
45°FACE MILLING CUTTERS (ASX)

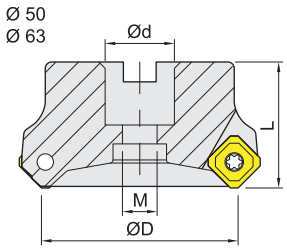

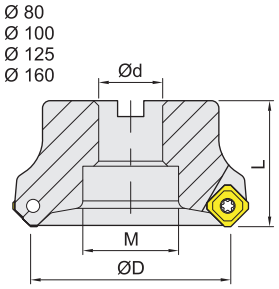

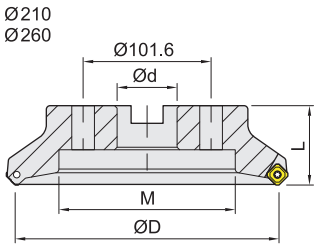

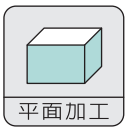

Metric

Item code		Dimensions,mm				Teeth		Insert	Weight Kg
Right hand	Left hand	D	d	L	M				
ASX445-050A03R-22.0	ASX445-050A03L-22.0	50	22.0	40	11	3	疏齒 Coarse	SE..13T3.. WE..13T3..	0.54
ASX445-063A04R-22.0	ASX445-063A04L-22.0	63	22.0	40	11	4			0.82
ASX445-080B04R-27.0	ASX445-080B04L-27.0	80	27.0	50	38	4			1.40
ASX445-100B05R-32.0	ASX445-100B05L-32.0	100	32.0	50	45	5			1.98
ASX445-125B06R-40.0	ASX445-125B06L-40.0	125	40.0	63	60	6			3.10
ASX445-160B07R-40.0	ASX445-160B07L-40.0	160	40.0	63	80	7			5.13
ASX445-050A04R-22.0	ASX445-050A04L-22.0	50	22.0	40	11	4	密齒 Normal	SE..13T3.. WE..13T3..	0.50
ASX445-063A05R-22.0	ASX445-063A05L-22.0	63	22.0	40	11	5			0.76
ASX445-080B06R-27.0	ASX445-080B06L-27.0	80	27.0	50	38	6			1.31
ASX445-100B07R-32.0	ASX445-100B07L-32.0	100	32.0	50	45	7			1.89
ASX445-125B08R-40.0	ASX445-125B08L-40.0	125	40.0	63	60	8			3.01
ASX445-160B10R-40.0	ASX445-160B10L-40.0	160	40.0	63	80	10			4.99
ASX445-050A05R-22.0	ASX445-050A05L-22.0	50	22.0	40	11	5	超密齒 Close	SE..13T3.. WE..13T3..	0.50
ASX445-063A06R-22.0	ASX445-063A06L-22.0	63	22.0	40	11	6			0.80
ASX445-080B08R-27.0	ASX445-080B08L-27.0	80	27.0	50	38	8			1.30
ASX445-100B10R-32.0	ASX445-100B10L-32.0	100	32.0	50	45	10			1.86
ASX445-125B12R-40.0	ASX445-125B12L-40.0	125	40.0	63	60	12			2.97
ASX445-160B16R-40.0	ASX445-160B16L-40.0	160	40.0	63	80	16			4.88

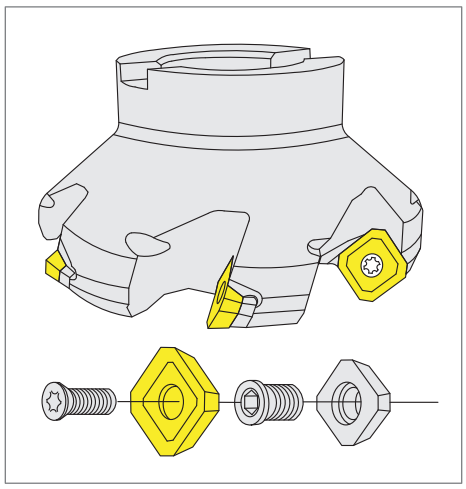

Shim	Screw	Wrench	Screw	Wrench
SSS445N	MDS05035S	PL35	MS3512B	ETF15

Inch

Item code		Dimensions,mm				Teeth		Insert	Weight Kg
Right hand	Left hand	D	d	L	M				
ASX445-R05003C-25.4	ASX445-L05003C-25.4	50	25.4	50	13	3	疏齒 Coarse	SE..13T3.. WE..13T3..	0.64
ASX445-R06304C-25.4	ASX445-L06304C-25.4	63	25.4	50	13	4			0.99
ASX445-R08004C-25.4	ASX445-L08004C-25.4	80	25.4	50	38	4			1.44
ASX445-R10005D-31.75	ASX445-L10005D-31.75	100	31.75	50	45	5			2.00
ASX445-R12506E-38.1	ASX445-L12506E-38.1	125	38.1	63	60	6			3.18
ASX445-R16007F-50.8	ASX445-L16007F-50.8	160	50.8	63	80	7			4.75
ASX445-R21008K-47.625	ASX445-L21008K-47.625	210	47.625	63	140	8			8.70
ASX445-R26010K-47.625	ASX445-L26010K-47.625	260	47.625	63	180	10			13.29
ASX445-R05004C-25.4	ASX445-L05004C-25.4	50	25.4	50	13	4	密齒 Normal	SE..13T3.. WE..13T3..	0.61
ASX445-R06305C-25.4	ASX445-L06305C-25.4	63	25.4	50	13	5			0.96
ASX445-R08006C-25.4	ASX445-L08006C-25.4	80	25.4	50	38	6			1.35
ASX445-R10007D-31.75	ASX445-L10007D-31.75	100	31.75	50	45	7			1.91
ASX445-R12508E-38.1	ASX445-L12508E-38.1	125	38.1	63	60	8			3.09
ASX445-R16010F-50.8	ASX445-L16010F-50.8	160	50.8	63	80	10			4.60
ASX445-R21012K-47.625	ASX445-L21012K-47.625	210	47.625	63	140	12			8.53
ASX445-R26014K-47.625	ASX445-L26014K-47.625	260	47.625	63	180	14			13.12
ASX445-R05005C-25.4	ASX445-L05005C-25.4	50	25.4	50	13	5	超密齒 Close	SE..13T3.. WE..13T3..	0.61
ASX445-R06306C-25.4	ASX445-L06306C-25.4	63	25.4	50	13	6			0.99
ASX445-R08008C-25.4	ASX445-L08008C-25.4	80	25.4	50	38	8			1.34
ASX445-R10010D-31.75	ASX445-L10010D-31.75	100	31.75	50	45	10			1.89
ASX445-R12512E-38.1	ASX445-L12512E-38.1	125	38.1	63	60	12			3.05
ASX445-R16016F-50.8	ASX445-L16016F-50.8	160	50.8	63	80	16			4.49

被切削材 Workpiece material							
	Steel 鋼	P	●	●			●
	Stainless steel 不銹鋼	M	●	●			●
	Cast iron 鑄鐵	K		●		●	●
	Non-ferrous metal 非鐵金屬	N			●	●	

Insert Shape	Description	GRADE 材質					Dimensions,mm			
		Coated 塗層		Cemented Carbide 硬質合金		Cermet 金屬陶瓷				
		ACP200	NW948	H1	NM304	NV309	D	S	F	Re
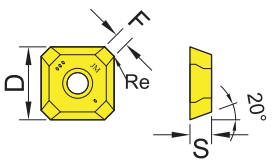	SEET13T3AGFN-L			○			13.4	3.97	2.5	--
	SEMT13T3AGSN-H	●					13.4	3.97	2.5	--
	SEGT13T3AGFN-JP				●		13.4	3.97	2.2	--
	SEMT13T3AGSN-JH		●				13.4	3.97	1.9	1.5
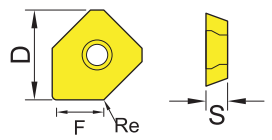	WEEW13T3AGER8C						16.6	3.97	7.5	1.5
	WEEW13T3AGTR8C					●	16.6	3.97	7.5	1.5

MOF 45° 面銑刀
45°FACE MILLING CUTTERS (MOF)

平面加工

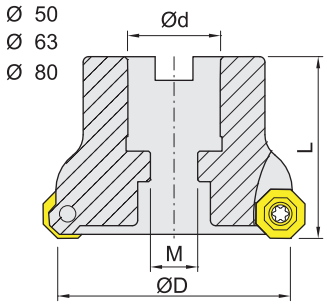

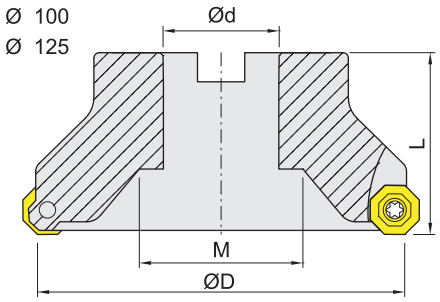

Metric

Item code	Dimensions,mm				Teeth	Insert	Screw	Wrench	Weight Kg
	D	d	L	M					
MOF0545R-05004-22.0	50	22.0	40	11	4	OFMT050405ER-SH	MS4011A	ETF15	0.41
MOF0545R-06305-22.0	63	22.0	40	11	5				0.61
MOF0545R-08006-27.0	80	27.0	50	13	6				1.18
MOF0545R-10007-32.0	100	32.0	50	45	7				1.51
MOF0545R-12508-40.0	125	40.0	63	55	8				2.61

Inch

Item code	Dimensions,mm				Teeth	Insert	Screw	Wrench	Weight Kg
	D	d	L	M					
MOF0545R-06305-25.4	63	25.4	50	13	5	OFMT050405ER-SH	MS4011A	ETF15	0.70
MOF0545R-08006-25.4	80	25.4	50	13	6				1.20
MOF0545R-10007-31.75	100	31.75	50	45	7				1.51
MOF0545R-12508-38.1	125	38.1	63	55	8				2.62

被切削材 Workpiece material				
	Steel 鋼	P	●	
	Stainless steel 不銹鋼	M	●	
	Cast iron 鑄鐵	K		●
	Non-ferrous metal 非鐵金屬	N		

Insert Shape	Description	GRADE 材質 Coated Carbide 塗層硬質合金		Dimensions,mm		
		PR830	PR1210	A	S	Re
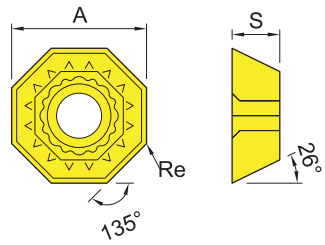	**OFMT050405ER-SH**	●		13.47	4.76	0.5

平面加工

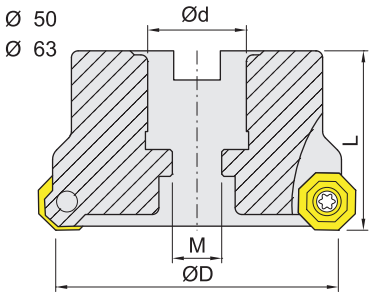

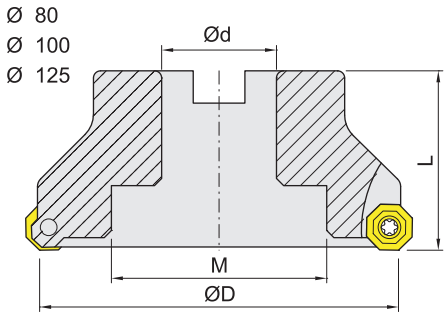

Metric

Item code	Dimensions,mm				Teeth	Insert	Screw	Wrench	Weight Kg
	D	d	L	M					
TFM435R-05005-22.0	50	22.0	40	11	5	OFMT05T3 TN-ML	MS4011A	ETF15	0.39
TFM435R-06306-22.0	63	22.0	40	11	6				0.66
TFM435R-08007-27.0	80	27.0	50	38	7				1.01
TFM435R-10008-32.0	100	32.0	50	46	8				1.48
TFM435R-12509-40.0	125	40.0	63	60	9				2.71

Inch

Item code	Dimensions,mm				Teeth	Insert	Screw	Wrench	Weight Kg
	D	d	L	M					
TFM435R-06306-25.4	63	25.4	50	13	6	OFMT05T3 TN-ML	MS4011A	ETF15	0.80
TFM435R-08007-25.4	80	25.4	50	13	7				1.05
TFM435R-10008-31.75	100	31.75	50	46	8				1.57
TFM435R-12509-38.1	125	38.1	63	60	9				2.81
TFM435R-16011-50.8	160	50.8	63	80	11				4.41

被切削材 Workpiece material					
	Steel 鋼	P	●	●	
	Stainless steel 不銹鋼	M	●	●	
	Cast iron 鑄鐵	K			
	Non-ferrous metal 非鐵金屬	N			●

Insert Shape	Description	GRADE 材質			Dimensions,mm		
		Coated 塗層		Uncoated 無塗層			
		TT8020	LW731	K10	A	S	Re
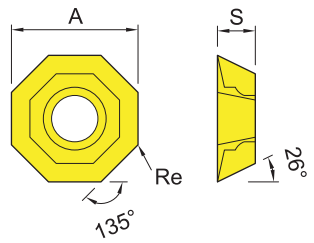	**OFMT05T3 TN-AL**	●			12.7	3.8	0.6
	OFMT05T3 TN-ML						
	OFKT05T3-DM		●				

SHAN GIN

直角端銑刀

SHOULDER / CUTTING END MILLS

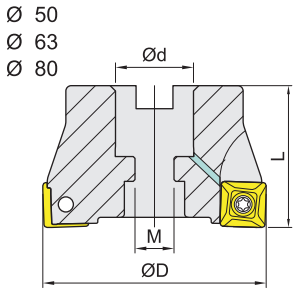

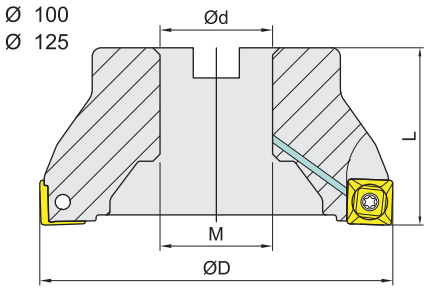

Metric

Item code		Dimensions,mm				Teeth	Insert	Spare parts	Weight Kg
無水孔Non-coolant	水孔Coolant	D	d	L	M				
NEW ASX400R-05004-22.0	ASX400R-05004-A22.0	50	22.0	40	11	4	SOMT12T3..	①	0.33
NEW ASX400R-06305-22.0	ASX400R-06305-A22.0	63	22.0	40	11	5			0.55
NEW ASX400R-08006-27.0	ASX400R-08006-A27.0	80	27.0	50	13	6			1.12

Inch

Item code		Dimensions,mm				Teeth	Insert	Spare parts	Weight Kg
無水孔Non-coolant	水孔Coolant	D	d	L	M				
NEW ASX400R-08006-25.4		80	25.4	50	13	6	SOMT12T3..	①	1.35
NEW ASX400R-10007-31.75		100	31.75	50	43	7			1.48
NEW ASX400R-12508-38.1		125	38.1	63	55	8			2.70

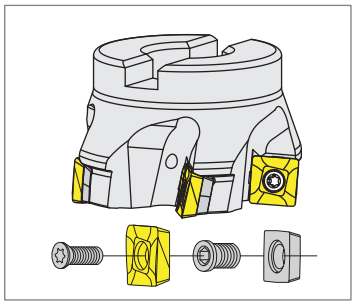

Spare parts	Shim	Screw	Wrench	Screw	Wrench
①	SSS490N	MDS05035S	PL35	MS3512B	ETF15

被切削材 Workpiece material					
	Steel 鋼	P	●		●
	Stainless steel 不銹鋼	M	●		●
	Cast iron 鑄鐵	K	●		●
	Non-ferrous metal 非鐵金屬	N		●	

Insert Shape	Description	GRADE 材質 Coated 塗層 NW948	Cemented Carbide 硬質合金 NM304	NY942	Dimensions,mm D	D2	S	F	Re
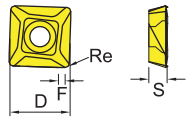	SOMT12T308JH	●			12.7	--	3.97	1.4	0.8
	SOMT12T308JM	●							
	SOGT12T308JP		●						
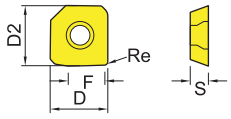	WOEW12T308TR8C			●	12.5	13.2	3.97	8	0.8

APM 直角端銑刀
SHOULDER / CUTTING END MILLS (APM)

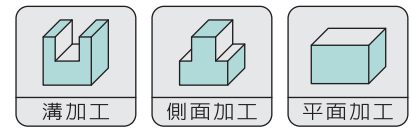

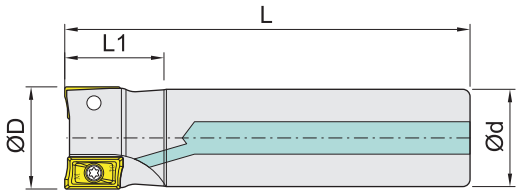

	Item code		Dimensions,mm				Teeth	Insert	Spare parts	Weight Kg
	無水孔Non-coolant	水孔Coolant	D	d	L	L1				
	APM121-S12-100		12	12	100	22	1	AOMT1236..	①	0.09
	APM131-S12-130		13	12	130	22	1			0.13
NEW	APM152-S16-100		15	16	100	25	2			0.19
NEW	APM152-S16-150		15	16	150	25	2			0.24
NEW	APM162-S16-150	APM162-A16-150	16	16	150	28	2		②	0.24
	APM162-S16-200		16	16	200	28	2			0.32
	APM172-S16-150		17	16	150	25	2			0.24
	APM172-S16-200		17	16	200	25	2			0.32
	APM182-S20-150		18	20	150	25	2			0.37
	APM182-S20-200		18	20	200	25	2			0.49
	APM192-S20-150		19	20	150	25	2			0.37
	APM192-S20-200		19	20	200	25	2			0.49
	APM202-S20-150		20	20	150	30	2			0.37
	APM202-S20-200		20	20	200	30	2			0.49
	APM203-S20-150		20	20	150	30	3			0.37
	APM203-S20-200		20	20	200	30	3			0.49
	APM212-S20-150		21	20	150	20	2			0.37
	APM212-S20-200		21	20	200	20	2			0.49
	APM213-S20-150		21	20	150	20	3			0.37
	APM213-S20-200		21	20	200	20	3			0.49
NEW	APM222-S20-150	APM222-A20-150	22	20	150	30	2			0.37
	APM222-S20-200		22	20	200	30	2			0.49
NEW	APM223-S20-150	APM223-A20-150	22	20	150	30	3			0.37
	APM232-S25-150		23	25	150	30	2			0.58
	APM232-S25-200		23	25	200	30	2			0.77
	APM243-S25-150		24	25	150	35	3			0.58
	APM243-S25-200		24	25	200	35	3			0.77
NEW	APM253-S25-150	APM253-A25-150	25	25	150	35	3			0.58
NEW	APM253-S25-200	APM253-A25-200	25	25	200	35	3			0.77
NEW	APM254-S25-150	APM254-A25-150	25	25	150	35	4			0.58
NEW	APM254-S25-200	APM254-A25-200	25	25	200	35	4			0.77

	Item code		Dimensions,mm				Teeth	Insert	Spare parts	Weight Kg
	無水孔Non-coolant	水孔Coolant	D	d	L	L1				
NEW	**APM263-S25-150**	**APM263-A25-150**	26	25	150	25	3	AOMT1236..	②	0.58
NEW	**APM263-S25-200**	**APM263-A25-200**	26	25	200	25	3			0.77
NEW	**APM264-S25-150**	**APM264-A25-150**	26	25	150	25	4			0.58
NEW	**APM264-S25-200**	**APM264-A25-200**	26	25	200	25	4			0.77
NEW	**APM323-S32-150**	**APM323-A32-150**	32	32	150	40	3			0.95
NEW	**APM323-S32-200**	**APM323-A32-200**	32	32	200	40	3			1.26
	APM323-S32-250		32	32	250	40	3			1.58
NEW	**APM324-S32-150**	**APM324-A32-150**	32	32	150	40	4			0.95
NEW	**APM324-S32-200**	**APM324-A32-200**	32	32	200	40	4			1.26
	APM324-S32-250		32	32	250	40	4			1.58
	APM333-S32-150		33	32	150	32	3			0.95
	APM333-S32-200		33	32	200	32	3			1.26
	APM333-S32-250		33	32	250	32	3			1.58
NEW	**APM334-S32-150**	**APM334-A32-150**	33	32	150	32	4			0.95
NEW	**APM334-S32-200**	**APM334-A32-200**	33	32	200	32	4			1.26
	APM334-S32-250		33	32	250	32	4			1.58
	APM353-S32-150		35	32	150	32	3			0.95
	APM353-S32-200		35	32	200	32	3			1.26
	APM353-S32-250		35	32	250	32	3			1.58
	APM354-S32-150		35	32	150	32	4			0.95
	APM354-S32-200		35	32	200	32	4			1.26
	APM354-S32-250		35	32	250	32	4			1.58
	APM354-S32-300		35	32	300	32	4			1.89

Insert	Spare parts	Screw	Wrench
AOMT1236..	①	MS2505B	ETF09
AOMT1236..	②	MS2506B	ETF09

被切削材 Workpiece material						
	Steel 鋼	P	●	●		
	Stainless steel 不銹鋼	M	●	●		
	Cast iron 鑄鐵	K	●		●	
	Non-ferrous metal 非鐵金屬	N				●

Insert Shape	Description	GRADE 材質 Coated 塗層 NW948	NW950	NV313	Cemented Carbide 硬質合金 NM413	Dimensions,mm A	B	S	Re
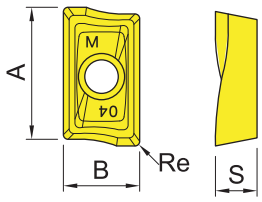	**AOGT123604PEFR-GM**				●	12	6.6	3.6	0.4
	AOMT123604PEER-M	●				12	6.6	3.6	0.4
	AOMT123608PEER-M	●	●			12	6.6	3.6	0.8
	AOMT184808PEER-M		●			18	9	4.8	0.8
	AOMT123608PEER-H			●		12	6.6	3.6	0.8
	AOMT184804PEER-H					18	9	4.8	0.4

APM 直角端銑刀
SHOULDER / CUTTING END MILLS (APM)

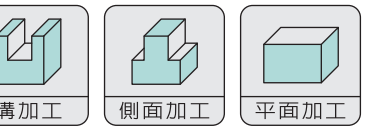

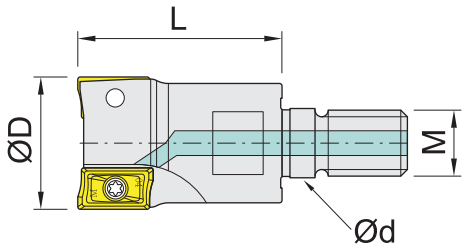

	Item code		Dimensions,mm				Teeth	Insert	Spare parts	Weight Kg
	無水孔Non-coolant	水孔Coolant	D	d	L	M				
NEW	**APM162-MD14**	**APM162-AMD14**	16	8.5	26	M8	2	AOMT1236..	①	0.05
NEW	**APM172-MD14**	**APM172-AMD14**	17	8.5	26	M8	2			0.05
NEW	**APM202-MD18**	**APM202-AMD18**	20	10.5	30	M10	2			0.07
NEW	**APM203-MD18**	**APM203-AMD18**	20	10.5	30	M10	3			0.07
NEW	**APM212-MD18**	**APM212-AMD18**	21	10.5	30	M10	2			0.07
NEW	**APM213-MD18**	**APM213-AMD18**	21	10.5	30	M10	3			0.07
NEW	**APM253-MD23**	**APM253-AMD23**	25	12.5	35	M12	3			0.12
NEW	**APM254-MD23**	**APM254-AMD23**	25	12.5	35	M12	4			0.12
NEW	**APM263-MD23**	**APM263-AMD23**	26	12.5	35	M12	3			0.12
NEW	**APM264-MD23**	**APM264-AMD23**	26	12.5	35	M12	4			0.12
NEW	**APM323-MD29**	**APM323-AMD29**	32	17	43	M16	3			0.25
NEW	**APM324-MD29**	**APM324-AMD29**	32	17	43	M16	4			0.24
NEW	**APM333-MD29**	**APM333-AMD29**	33	17	43	M16	3			0.25
NEW	**APM334-MD29**	**APM334-AMD29**	33	17	43	M16	4			0.25
NEW	**APM353-MD29**	**APM353-AMD29**	35	17	43	M16	3			0.26
NEW	**APM354-MD29**	**APM354-AMD29**	35	17	43	M16	4			0.26

Insert	Spare parts	Screw	Wrench
AOMT1236..	①	MS2506B	ETF09

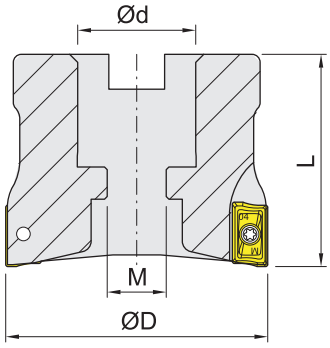

Metric

Item code	Dimensions,mm D	d	L	M	Teeth	Insert	Screw	Wrench	Weight Kg
APM05004-22.0	50	22.0	40	11	4	AOMT1236..	MS2506B	ETF09	0.41
APM05007-22.0	50	22.0	40	11	7				0.38
NEW **APMB04004-16.0**	40	16.0	40	9	4	AOMT1848..	MS4009A	ETF15	0.23
APMB05005-22.0	50	22.0	40	11	5				0.34
APMB06306-22.0	63	22.0	40	11	6		MS4011A		0.55

Inch

Item code	Dimensions,mm D	d	L	M	Teeth	Insert	Screw	Wrench	Weight Kg
APM05007-25.4	50	25.4	50	13	7	AOMT1236..	MS2506B	ETF09	0.40
APM06308-25.4	63	25.4	50	13	8				0.73
APM08009-25.4	80	25.4	50	13	9				1.12
APMB08007-25.4	80	25.4	50	13	7	AOMT1848..	MS4011A	ETF15	1.29

被切削材 Workpiece material						
	Steel 鋼	P	●	●		
	Stainless steel 不銹鋼	M	●	●		
	Cast iron 鑄鐵	K	●		●	
	Non-ferrous metal 非鐵金屬	N				●

Insert Shape	Description	GRADE 材質 Coated 塗層 NW948	NW950	NV313	Cemented Carbide 硬質合金 NM413	Dimensions,mm A	B	S	Re
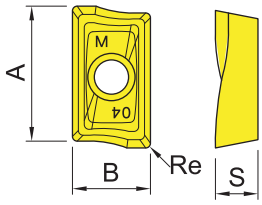	**AOGT123604PEFR-GM**				●	12	6.6	3.6	0.4
	AOMT123604PEER-M	●				12	6.6	3.6	0.4
	AOMT123608PEER-M	●	●			12	6.6	3.6	0.8
	AOMT184808PEER-M		●			18	9	4.8	0.8
	AOMT123608PEER-H			●		12	6.6	3.6	0.8
	AOMT184804PEER-H					18	9	4.8	0.4

BAP 直角端銑刀
SHOULDER / CUTTING END MILLS (BAP)

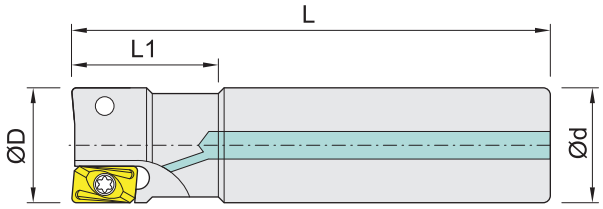

	Item code		Dimensions,mm				Teeth	Insert	Spare parts	Weight Kg
	無水孔Non-coolant	水孔Coolant	D	d	L	L1				
	BAP3-14.22-S16-100		14.2	16	100	20	2	APMT1135..	①	0.16
	BAP3-15.5-S16-100		15.5	16	100	25	2			0.16
	BAP3-162-S16-100	BAP3-162-A16-100	16	16	100	28	2			0.16
	BAP3-162-S16-150	BAP3-162-A16-150	16	16	150	28	2			0.24
	BAP3-162-S16-200		16	16	200	28	2			0.32
NEW	BAP3-172-S16-150	BAP3-172-A16-150	17	16	150	20	2			0.24
	BAP3-172-S16-200		17	16	200	20	2			0.32
	BAP3-182-S20-110		18	20	110	28	2			0.25
	BAP3-182-S20-150		18	20	150	28	2			0.37
NEW	BAP3-202-S20-110	BAP3-202-A20-110	20	20	110	28	2			0.27
NEW	BAP3-202-S20-150	BAP3-202-A20-150	20	20	150	28	2			0.37
NEW	BAP3-202-S20-200	BAP3-202-A20-200	20	20	200	28	2			0.49
	BAP3-203-S20-110	BAP3-203-A20-110	20	20	110	28	3			0.27
	BAP3-203-S20-125		20	20	125	28	3			0.31
	BAP3-203-S20-150		20	20	150	28	3			0.37
NEW	BAP3-203-S20-200	BAP3-203-A20-200	20	20	200	28	3			0.49
NEW	BAP3-212-S20-150	BAP3-212-A20-150	21	20	150	25	2			0.37
NEW	BAP3-212-S20-200	BAP3-212-A20-200	21	20	200	25	2			0.49
NEW	BAP3-213-S20-150	BAP3-213-A20-150	21	20	150	25	3			0.37
	BAP3-213-S20-200	BAP3-213-A20-200	21	20	200	25	3			0.49
	BAP3-21.3-S20-150		21.3	20	150	25	3			0.37
	BAP3-222-S20-150		22	20	150	25	2			0.37
	BAP3-222-S20-200		22	20	200	25	2			0.49
	BAP3-223-S20-150		22	20	150	25	3			0.49
	BAP3-243-S25-120		24	25	120	35	3			0.48
	BAP3-243-S25-150		24	25	150	35	3			0.58
	BAP3-253-S25-100		25	25	100	35	3			0.39
NEW	BAP3-253-S25-120	BAP3-253-A25-120	25	25	120	35	3			0.48
NEW	BAP3-253-S25-150	BAP3-253-A25-150	25	25	150	35	3			0.58
	BAP3-253-S25-200		25	25	200	35	3			0.77
	BAP3-254-S25-100		25	25	100	35	4			0.39
	BAP3-254-S25-120	BAP3-254-A25-120	25	25	120	35	4			0.46
NEW	BAP3-254-S25-150	BAP3-254-A25-150	25	25	150	35	4			0.58
	BAP3-254-S25-200		25	25	200	35	4			0.77
NEW	BAP3-263-S25-150	BAP3-263-A25-150	26	25	150	35	3			0.58
	BAP3-263-S25-200		26	25	200	35	3			0.77
NEW	BAP3-264-S25-150	BAP3-264-A25-150	26	25	150	35	4			0.58
	BAP3-264-S25-200		26	25	200	35	4			0.77
NEW	BAP3-323-S32-150	BAP3-323-A32-150	32	32	150	35	3			0.95
NEW	BAP3-323-S32-200	BAP3-323-A32-200	32	32	200	35	3			1.26
NEW	BAP3-324-S32-130	BAP3-324-A32-130	32	32	130	35	4			0.82
NEW	BAP3-324-S32-150	BAP3-324-A32-150	32	32	150	35	4			0.95
NEW	BAP3-324-S32-200	BAP3-324-A32-200	32	32	200	35	4			1.26

Item code		Dimensions,mm				Teeth	Insert	Spare parts	Weight Kg
無水孔Non-coolant	水孔Coolant	D	d	L	L1				
BAP3-325-S32-130	**BAP3-325-A32-130**	32	32	130	35	5	APMT1135..	①	0.82
NEW **BAP3-334-A32-150**		33	32	150	35	4			1.00
NEW **BAP3-334-A32-200**		33	32	200	35	4			1.34
BAP4-252-S25-120	**BAP4-252-A25-120**	25	25	120	40	2	APMT1604..	②	0.45
BAP4-252-S25-125		25	25	125	40	2			0.48
BAP4-252-S25-150		25	25	150	40	2			0.58
BAP4-252-S25-200		25	25	200	40	2			0.77
BAP4-262-S25-150		26	25	150	40	2			0.58
BAP4-262-S25-200		26	25	200	40	2			0.77
BAP4-292-S32-150		29	32	150	40	2			0.95
BAP4-322-S32-150		32	32	150	45	2			0.95
BAP4-322-S32-200		32	32	200	45	2			1.26
BAP4-322-S32-250		32	32	250	45	2			1.58
BAP4-323-S32-130	**BAP4-323-A32-130**	32	32	130	45	3			0.82
BAP4-323-S32-150		32	32	150	45	3			0.95
BAP4-323-S32-200		32	32	200	45	3			1.26
BAP4-323-S32-250		32	32	250	45	3			1.58
BAP4-332-S32-150		33	32	150	40	2	APMT1604..	③	0.95
BAP4-332-S32-200		33	32	200	40	2			1.26
BAP4-332-S32-250		33	32	250	40	2			1.58
BAP4-333-S32-150		33	32	150	40	3			0.95
BAP4-333-S32-200		33	32	200	40	3			1.26
BAP4-333-S32-250		33	32	250	40	3			1.58
BAP4-353-S32-150		35	32	150	35	3			0.95
BAP4-353-S32-200		35	32	200	35	3			1.26
BAP4-353-S32-250		35	32	250	35	3			1.58

Insert	Spare parts	Screw	Wrench
APMT1135....	①	MS2506E	ETF08
APMT1604....	②	MS4009A	ETF15
APMT1604....	③	MS4011A	ETF15

被切削材 Workpiece material				
	Steel 鋼	P	●	
	Stainless steel 不銹鋼	M	●	
	Cast iron 鑄鐵	K	●	●
	Non-ferrous metal 非鐵金屬	N		●

Insert Shape	Description	GRADE 材質 Coated 塗層 NW948	GRADE 材質 Cemented Carbide 硬質合金 NM304	Dimensions,mm A	B	S	d1	Re
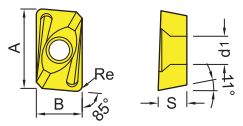	**APMT1135PDER-M2**	●		11.0	6.350	3.50	2.85	0.8
	APMT1604PDER-M2	●		16.5	9.525	4.76	4.40	0.8
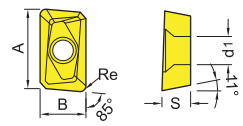	**APMT1135PDER-H2**	●		11.0	6.350	3.50	2.85	0.8
	APMT1604PDER-H2	●		16.5	9.525	4.76	4.40	0.8
	APGT1135PDFR-G2		●	11.0	6.350	3.50	2.85	0.8
	APGT1604PDFR-G2		●	16.5	9.525	4.76	4.40	0.8

BAP 直角端銑刀
SHOULDER / CUTTING END MILLS (BAP)

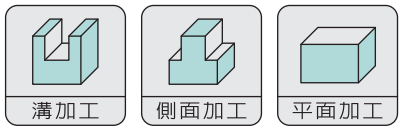

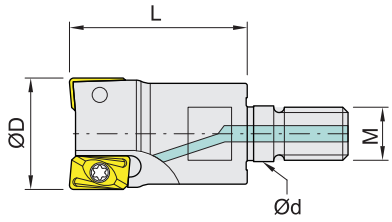

Item code		Dimensions,mm				Teeth	Insert	Spare parts	Weight Kg
無水孔Non-coolant	水孔Coolant	D	d	L	M				
BAP3-111-MD10		11	5.5	21	M5	1	APMT1135....	①	0.03
BAP3-131-MD11		13	6.5	23	M6	1			0.03
BAP3-162-MD14	BAP3-162-AMD14	16	8.5	25	M8	2			0.05
BAP3-172-MD14	BAP3-172-AMD14	17	8.5	25	M8	2			0.05
BAP3-202-MD18	BAP3-202-AMD18	20	10.5	30	M10	2			0.07
BAP3-203-MD18	BAP3-203-AMD18	20	10.5	30	M10	3			0.07
BAP3-212-MD18	BAP3-212-AMD18	21	10.5	30	M10	2			0.07
BAP3-213-MD18	BAP3-213-AMD18	21	10.5	30	M10	3			0.07
NEW BAP3-222-MD18	BAP3-222-AMD18	22	10.5	30	M10	2			0.09
NEW BAP3-223-MD18	BAP3-223-AMD18	22	10.5	30	M10	3			0.09
BAP3-253-MD23	BAP3-253-AMD23	25	12.5	35	M12	3			0.12
BAP3-254-MD23	BAP3-254-AMD23	25	12.5	35	M12	4			0.11
BAP3-263-MD23	BAP3-263-AMD23	26	12.5	35	M12	3			0.12
BAP3-264-MD23	BAP3-264-AMD23	26	12.5	35	M12	4			0.12
NEW BAP3-324-MD29	BAP3-324-AMD29	32	17	43	M16	4			0.24
NEW BAP3-325-MD29	BAP3-325-AMD29	32	17	43	M16	5			0.23
NEW BAP3-334-MD29	BAP3-334-AMD29	33	17	43	M16	4			0.25
NEW BAP3-335-MD29	BAP3-335-AMD29	33	17	43	M16	5			0.24
NEW BAP3-354-MD29	BAP3-354-AMD29	35	17	43	M16	4			0.31
NEW BAP3-355-MD29	BAP3-355-AMD29	35	17	43	M16	5			0.31
NEW BAP3-365-MD29	BAP3-365-AMD29	36	17	43	M16	5			0.32
NEW BAP4-252-MD23	BAP4-252-AMD23	25	12.5	38	M12	2	APMT1604....	②	0.13
BAP4-262-MD23		26	12.5	38	M12	2			0.14
BAP4-322-MD29		32	17	43	M16	2			0.26
BAP4-323-MD29		32	17	43	M16	3			0.25
BAP4-332-MD29		33	17	43	M16	2	APMT1604....	③	0.27
NEW BAP4-333-MD29	BAP4-333-AMD29	33	17	43	M16	3			0.27
BAP4-353-MD29		35	17	43	M16	3			0.30

Insert	Spare parts	Screw	Wrench
APMT1135....	①	MS2506E	ETF08
APMT1604....	②	MS4009A	ETF15
APMT1604....	③	MS4011A	ETF15

Ø 50
Ø 63
Ø 66
Ø 80

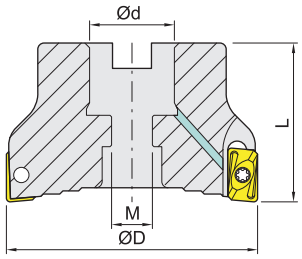

Ø 100
Ø 125

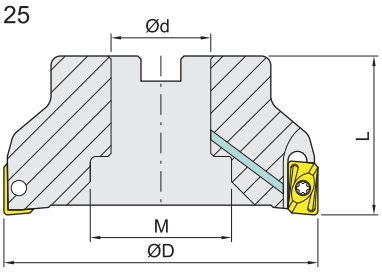

Metric

Item code		Dimensions,mm				Teeth	Insert	Spare parts	Weight Kg
無水孔Non-coolant	水孔Coolant	D	d	L	M				
NEW BAP3-405-16.0	BAP3-405-A16.0	40	16.0	40	9	5	APMT1135....	①	0.33
	BAP3-406-A16.0	40	16.0	40	9	6			0.33
NEW BAP3-505-22.0	BAP3-505-A22.0	50	22.0	40	11	5			0.41
BAP3-507-22.0	BAP3-507-A22.0	50	22.0	40	11	7			0.40
BAP3-638-22.0	BAP3-638-A22.0	63	22.0	40	11	8			0.75
BAP3-809-27.0		80	27.0	50	13	9			1.15
BAP4-404-16.0	BAP4-404-A16.0	40	16.0	40	9	4	APMT1604....	③	0.23
BAP4-504-22.0		50	22.0	50	11	4			0.54
BAP4-505-22.0	BAP4-505-A22.0	50	22.0	50	11	5			0.51
BAP4-635-22.0		63	22.0	50	11	5			0.77
BAP4-636-22.0	BAP4-636-A22.0	63	22.0	50	11	6			0.75
BAP4-806-27.0		80	27.0	50	13	6			1.18
BAP4-808-27.0	BAP4-808-A27.0	80	27.0	50	13	8			1.14
BAP4-1008-32.0	BAP4-1008-A32.0	100	32.0	50	45	8			1.65
BAP4-1259-40.0		125	40.0	63	60	9			2.33

Inch

Item code		Dimensions,mm				Teeth	Insert	Spare parts	Weight Kg
無水孔Non-coolant	水孔Coolant	D	d	L	M				
BAP3-638-25.4		63	25.4	50	13	8	APMT1135....	①	0.75
BAP3-809-25.4		80	25.4	50	13	9			1.17
BAP4-504-25.4		50	25.4	50	13	4	APMT1604....	③	0.50
BAP4-605-25.4		60	25.4	50	13	5			0.68
BAP4-635-25.4		63	25.4	50	13	5			0.73
BAP4-664-25.4		66	25.4	50	13	4			0.80
BAP4-665-25.4		66	25.4	50	13	5			0.72
BAP4-806-25.4		80	25.4	50	13	6			1.21
BAP4-1008-31.75		100	31.75	50	45	8			1.65
BAP4-1108-31.75		110	31.75	50	45	8			2.00
BAP4-1259-38.1		125	38.1	50	60	9			2.33

被切削材 Workpiece material				
	Steel 鋼	P	●	
	Stainless steel 不銹鋼	M	●	
	Cast iron 鑄鐵	K	●	●
	Non-ferrous metal 非鐵金屬	N		●

Insert Shape	Description	GRADE 材質 Coated 塗層 NW948	GRADE 材質 Cemented Carbide 硬質合金 NM304	Dimensions,mm A	B	S	d1	Re
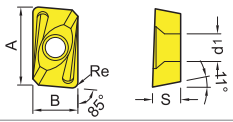	APMT1135PDER-M2	●	●	11.0	6.350	3.50	2.85	0.8
	APMT1604PDER-M2	●		16.5	9.525	4.76	4.40	0.8
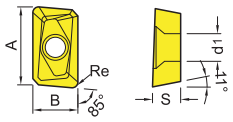	APMT1135PDER-H2	●		11.0	6.350	3.50	2.85	0.8
	APMT1604PDER-H2	●		16.5	9.525	4.76	4.40	0.8
	APGT1135PDFR-G2		●	11.0	6.350	3.50	2.85	0.8
	APGT1604PDFR-G2		●	16.5	9.525	4.76	4.40	0.8

BXD 直角端銑刀
SHOULDER / CUTTING END MILLS (BXD)

FIG-1

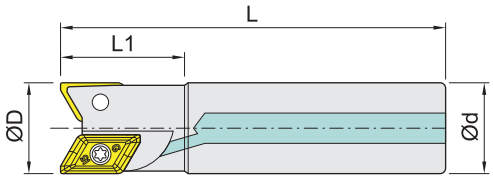

FIG-2

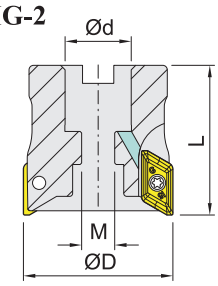

FIG-1 Item code		Dimensions,mm				Teeth	Insert	Spare parts	Weight Kg
無水孔Non-coolant	水孔Coolant	D	d	L	L1				
BXD15-252-S25-125		25	25	125	50	2	XDGT1550PD..	①	0.48
NEW BXD15-252-S25-160	BXD15-252-A25-160	25	25	160	50	2			0.62
NEW BXD15-252-S25-200	BXD15-252-A25-200	25	25	200	50	2			0.77
BXD15-322-S32-150		32	32	150	50	2		②	0.95
BXD15-322-S32-200		32	32	200	50	2			1.26
BXD15-322-S32-250		32	32	250	50	2			1.58

Metric

FIG-2 Item code		Dimensions,mm				Teeth	Insert	Spare parts	Weight Kg
無水孔Non-coolant	水孔Coolant	D	d	L	M				
NEW BXD15-504A-22.0	BXD15-504A-A22.0	50	22.0	50	11	4	XDGT1550PD..	③	0.42
BXD15-635A-22.0		63	22.0	50	11	5			0.73

Inch

FIG-2 Item code		Dimensions,mm				Teeth	Insert	Spare parts	Weight Kg
無水孔Non-coolant	水孔Coolant	D	d	L	M				
BXD15-504A-25.4		50	25.4	50	13	4	XDGT1550PD..	③	0.34
BXD15-635A-25.4		63	25.4	50	13	5			0.61
BXD15-805A-25.4		80	25.4	50	13	5			1.08

Insert	Spare parts	Screw	Wrench
XDGT1550PD...	①	MS4008A	ETF15
XDGT1550PD...	②	MS4009A	ETF15
XDGT1550PD...	③	MS4011A	ETF15

被切削材 Workpiece material				
	Steel 鋼	P	●	
	Stainless steel 不銹鋼	M	●	
	Cast iron 鑄鐵	K	●	
	Non-ferrous metal 非鐵金屬	N		●

Insert Shape	Description	GRADE 材質		Dimensions,mm			
		Coated 塗層	Cemented Carbide 硬質合金				
		NW948	NM413	A	B	F	Re
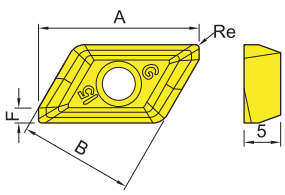	XDGT1550PDER-G04	●		22	16	1.5	0.4
	XDGT1550PDER-G08	●		22	16	1.1	0.8
	XDGT1550PDER-G12			22	16	0.7	1.2
	XDGT1550PDER-G16			22	16	0.4	1.6
	XDGT1550PDER-G20			21.7	16	0.2	2.0
	XDGT1550PDER-G30	●		20	16	0.6	3.0
	XDGT1550PDFR-GL04		●	22	16	1.5	0.4

FIG-1

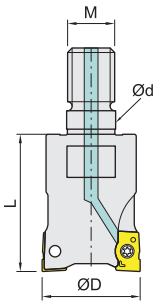

FIG-2

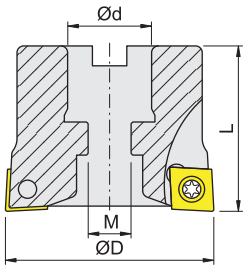

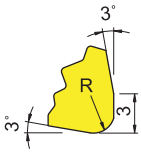

Magnified diagram of set insert

	FIG-1 Item code 無水孔Non-coolant	FIG-1 Item code 水孔Coolant	Dimensions,mm D	d	L	M	Teeth	Insert	Spare parts	Weight Kg
		ASPV06-162-AMD14	16	8.5	25	M8	2	MPHW060302	①	0.04
NEW	ASPV06-172-MD14		17	8.5	25	M8	2			0.05
NEW	ASPV06-203-MD18	ASPV06-203-AMD18	20	10.5	30	M10	3			0.08
NEW	ASPV06-213-MD18	ASPV06-213-AMD18	21	10.5	30	M10	3			0.07
NEW		ASPV06-254-AMD23	25	12.5	35	M12	4			0.11
NEW	ASPV06-264-MD23		26	12.5	35	M12	4			0.12
NEW	ASPV06-334-MD29		33	17.0	40	M16	4			0.25
NEW		ASPV06-355-AMD29	35	17.0	40	M16	5			0.27

Metric

FIG-2 Item code 無水孔Non-coolant	FIG-2 Item code 水孔Coolant	Dimensions,mm D	d	L	M	Teeth	Insert	Spare parts	Weight Kg
ASV503-22.0		50	22.0	50	11	3	MPHW120516	②	0.44
ASV805-32.0		80	32.0	50	13	5			0.94

Inch

FIG-2 Item code 無水孔Non-coolant	FIG-2 Item code 水孔Coolant	Dimensions,mm D	d	L	M	Teeth	Insert	Spare parts	Weight Kg
ASV634-25.4		63	25.4	50	13	4	MPHW120516	②	0.68
ASV805-31.75		80	31.75	50	13	5			0.95

Insert	Spare parts	Screw	Wrench
MPHW060302ZEL	①	MS2506E	ETF08
MPHW120516ZEL	②	MS5011A	ETF20

被切削材 Workpiece material						
	Steel 鋼	P		●	●	●
	Stainless steel 不銹鋼	M		●	●	●
	Cast iron 鑄鐵	K	●		●	●
	Non-ferrous metal 非鐵金屬	N				

Insert Shape	Description	GRADE 材質 Coated 塗層 CY100H	CY250V	NZ1000	JP4005	Dimensions,mm A	S	H	F	Re
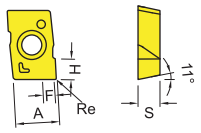	MPHW060302ZEL			●		6.35	3.18	3	--	0.2
	MPHW060304ZEL				○					0.4
	MPHW060308ZEL				○					0.8
	MPHW060304ZEL-0.5				●				0.5	0.4
	MPHW060308ZEL-1.5				●				1.5	0.8
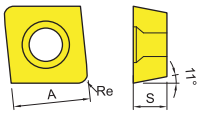	MPHW120516ZEL	●	●			12.7	5.56	--	--	1.6
	MPMT120508ZEL									0.8

ASM 直角端銑刀
SHOULDER / CUTTING END MILLS (ASM)

FIG-1

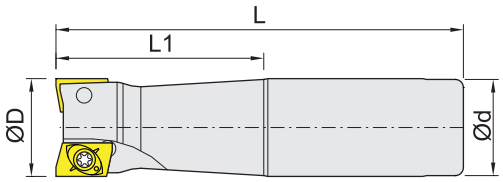

FIG-2

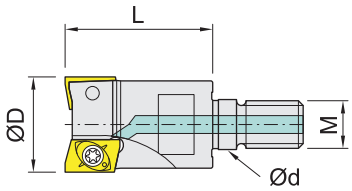

FIG-1 Item code		Dimensions,mm				Teeth	Insert	Spare parts	Weight Kg
無水孔Non-coolant	水孔Coolant	D	d	L	L1				
ASM07-081-S10-100		8	10	100	16	1	JDMT0702..	①	0.06
ASM07-091-S10-100		9	10	100	16	1			0.06
ASM07-102-S10-120		10	10	120	18	2			0.07
ASM07-112-S10-120		11	10	120	18	2			0.07
ASM07-122-S12-120		12	12	120	20	2			0.11
ASM07-123-S12-120		12	12	120	20	3			0.11
ASM07-133-S12-120		13	12	120	20	3			0.11
ASM07-143-S12-120		14	12	120	20	3			0.11
ASM07-164-S16-150		16	16	150	25	4			0.24
ASM07-174-S16-150		17	16	150	25	4			0.24
NEW ASM07-205-S20-150		20	20	150	30	5			0.37
NEW ASM07-205-S20-200		20	20	200	30	5			0.49
NEW ASM07-255-S25-150		25	25	150	35	5			0.58
NEW ASM07-255-S25-200		25	25	200	35	5			0.77

FIG-2 Item code		Dimensions,mm				Teeth	Insert	Spare parts	Weight Kg
無水孔Non-coolant	水孔Coolant	D	d	L	M				
ASM07-102-MD10		10	5.5	20	M5	2	JDMT0702..	①	0.02
ASM07-112-MD10	ASM07-112-AMD10	11	5.5	20	M5	2			0.02
ASM07-123-MD11	ASM07-123-AMD11	12	6.5	20	M6	3			0.03
ASM07-132-MD11	ASM07-132-AMD11	13	6.5	20	M6	2			0.03
ASM07-133-MD11		13	6.5	20	M6	3			0.03
NEW ASM07-143-MD11		14	6.5	20	M6	3			0.03
ASM07-164-MD14	ASM07-164-AMD14	16	8.5	25	M8	4			0.05
ASM07-174-MD14	ASM07-174-AMD14	17	8.5	25	M8	4			0.05
ASM07-205-MD18		20	10.5	25	M10	5			0.07
ASM07-255-MD23		25	12.5	28	M12	5			0.12

Insert	Spare parts	Screw	Wrench
JDMT0702..	①	MS1804A	ETF06
EDMT070220R	②	MS1804A	ETF06

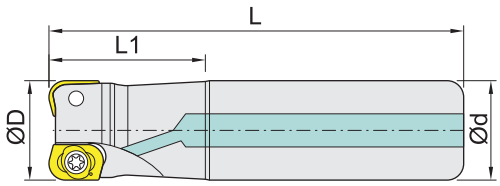

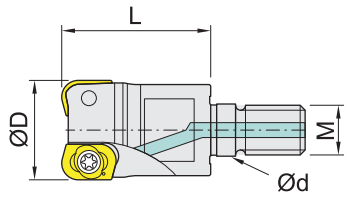

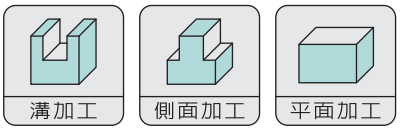

FIG-1 Item code		Dimensions,mm				Teeth	Insert	Spare parts	Weight Kg
無水孔Non-coolant	水孔Coolant	D	d	L	L1				
ASM07-102-S10-120R	ASM07-102-A10-120R	10	10	120	18	2	EDMT070220R	②	0.07
NEW	ASM07-112-A10-120R	11	10	120	18	2			0.07
ASM07-123-S12-120R	ASM07-123-A12-120R	12	12	120	20	3			0.11
NEW ASM07-133-S12-120R	ASM07-133-A12-120R	13	12	120	20	3			0.11
	ASM07-143-A12-120R	14	12	120	20	3			0.11
ASM07-164-S16-150R	ASM07-164-A16-150R	16	16	150	25	4			0.24
ASM07-174-S16-150R	ASM07-174-A16-150R	17	16	150	25	4			0.24

FIG-2 Item code		Dimensions,mm				Teeth	Insert	Spare parts	Weight Kg
無水孔Non-coolant	水孔Coolant	D	d	L	M				
ASM07-102-MD10R	ASM07-102-AMD10R	10	5.5	20	M5	2	EDMT070220R	②	0.02
ASM07-112-MD10R	ASM07-112-AMD10R	11	5.5	20	M5	2			0.02
ASM07-123-MD11R	ASM07-123-AMD11R	12	6.5	20	M6	3			0.03
ASM07-132-MD11R	ASM07-132-AMD11R	13	6.5	20	M6	2			0.03
ASM07-164-MD14R	ASM07-164-AMD14R	16	8.5	25	M8	4			0.05
ASM07-174-MD14R	ASM07-174-AMD14R	17	8.5	25	M8	4			0.05
ASM07-205-MD18R	ASM07-205-AMD18R	20	10.5	25	M10	5			0.07
ASM07-255-MD23R	ASM07-255-AMD23R	25	12.5	28	M12	5			0.12

被切削材 Workpiece material						
	Steel 鋼	P	●	●	●	
	Stainless steel 不銹鋼	M	●	●	●	
	Cast iron 鑄鐵	K		●		
	Non-ferrous metal 非鐵金屬	N				●

Insert Shape	Description	GRADE 材質 Coated 塗層				Dimensions,mm			
		PTH30E	JP4020	JP4120	SD5010	A	B	S	Re
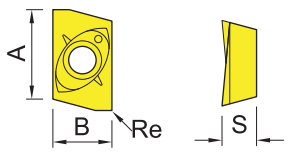	JDMT070202R					6.4	4.3	2.45	0.2
	JDMT070204R	●			●	6.4	4.3	2.45	0.4
	JDMT070208R	●	●			6.4	4.3	2.45	0.8
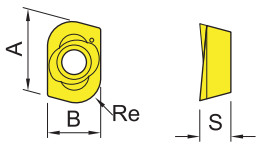	EDMT070220R-T		●			6.4	4.3	2.5	2.0
	EDMT070220R			○		6.4	4.3	2.5	2.0

AHU 直角端銑刀
SHOULDER / CUTTING END MILLS (AHU)

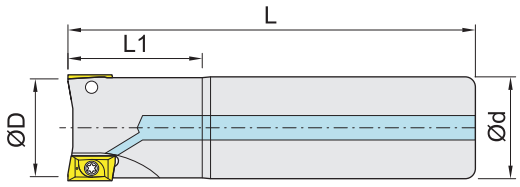

	Item code		Dimensions,mm				Teeth	Insert	Spare parts	Weight Kg
	無水孔Non-coolant	水孔Coolant	D	d	L	L1				
	AHU10-162-S16-100		16	16	100	30	2	JDMT1003..R	①	0.16
NEW	AHU10-162-S16-150	AHU10-162-A16-150	16	16	150	30	2			0.24
NEW	AHU10-162-S16-200	AHU10-162-A16-200	16	16	200	30	2			0.32
NEW	AHU10-172-S16-150	AHU10-172-A16-150	17	16	150	25	2			0.24
NEW	AHU10-172-S16-200	AHU10-172-A16-200	17	16	200	25	2			0.32
NEW	AHU10-182-S16-150	AHU10-182-A16-150	18	16	150	25	2			0.24
NEW	AHU10-182-S16-200	AHU10-182-A16-200	18	16	200	25	2			0.32
NEW	AHU10-203-S20-110	AHU10-203-A20-110	20	20	110	30	3			0.27
	AHU10-203-S20-150	AHU10-203-A20-150	20	20	150	30	3			0.37
NEW	AHU10-203-S20-200	AHU10-203-A20-200	20	20	200	30	3			0.49
NEW	AHU10-213-S20-150	AHU10-213-A20-150	21	20	150	30	3			0.37
NEW	AHU10-213-S20-200	AHU10-213-A20-200	21	20	200	30	3			0.49
	AHU10-222-S20-150		22	20	150	30	2			0.37
	AHU10-222-S20-200		22	20	200	30	2			0.49
NEW	AHU10-253-S25-125		25	25	125	35	3			0.49
	AHU10-253-S25-150	AHU10-253-A25-150	25	25	150	35	3			0.58
	AHU10-253-S25-200		25	25	200	35	3			0.77
	AHU10-254-S25-125		25	25	125	35	4			0.48
	AHU10-254-S25-150	AHU10-254-A25-150	25	25	150	35	4			0.58
	AHU10-254-S25-200		25	25	200	35	4			0.77
	AHU10-254-S25-250		25	25	250	35	4			0.96
	AHU10-263-S25-150		26	25	150	30	3			0.58
	AHU10-263-S25-200		26	25	200	30	3			0.77
	AHU10-264-S25-150	AHU10-264-A25-150	26	25	150	30	4			0.58
	AHU10-264-S25-200		26	25	200	30	4			0.77
	AHU10-335-S32-200		33	32	200	35	5			1.26
NEW	AHU10-355-S32-250		35	32	250	40	5			1.61
NEW	AHU15-252-S25-125	AHU15-252-A25-125	25	25	125	40	2	JDMT1505..R	②	0.48
	AHU15-252-S25-150		25	25	150	40	2			0.58
	AHU15-252-S25-200		25	25	200	40	2			0.77
	AHU15-252-S25-250		25	25	250	40	2			0.96
	AHU15-262-S25-150		26	25	150	40	2			0.59
	AHU15-262-S25-200		26	25	200	40	2			0.79
	AHU15-302-S25-125		30	25	125	35	2			0.48
	AHU15-302-S25-150		30	25	150	35	2			0.58
	AHU15-302-S25-200		30	25	200	35	2			0.77
NEW	AHU15-323-S32-150	AHU15-323-A32-150	32	32	150	45	3			0.95
	AHU15-323-S32-200		32	32	200	45	3			1.26
	AHU15-323-S32-250		32	32	250	45	3			1.58
	AHU15-323-S32-300		32	32	300	45	3			1.89
	AHU15-333-S32-150		33	32	150	45	3			0.95
	AHU15-333-S32-200		33	32	200	45	3			1.26
	AHU15-333-S32-250		33	32	250	45	3			1.58
	AHU15-333-S32-300		33	32	300	45	3			1.89
	AHU15-353-S32-150		35	32	150	45	3			0.95
	AHU15-353-S32-200		35	32	200	45	3			1.26
	AHU15-353-S32-250		35	32	250	45	3			1.58
	AHU15-353-S32-300		35	32	300	45	3			1.89

FIG-1

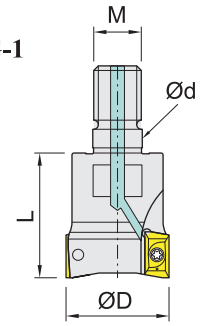

FIG-2

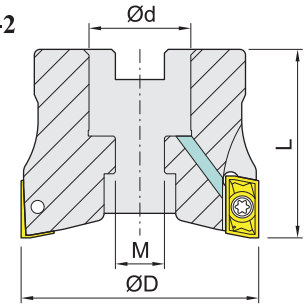

	FIG-1 Item code		Dimensions,mm				Teeth	Insert	Spare parts	Weight Kg
	無水孔Non-coolant	水孔Coolant	D	d	L	M				
NEW	AHU10-162-MD14	AHU10-162-AMD14	16	8.5	25	M8	2	JDMT1003..R..	①	0.04
NEW	AHU10-172-MD14	AHU10-172-AMD14	17	8.5	25	M8	2			0.05
NEW	AHU10-203-MD18	AHU10-203-AMD18	20	10.5	30	M10	3			0.07
NEW	AHU10-213-MD18	AHU10-213-AMD18	21	10.5	30	M10	3			0.07
NEW	AHU10-253-MD23	AHU10-253-AMD23	25	12.5	32	M12	3			0.13
NEW	AHU10-254-MD23	AHU10-254-AMD23	25	12.5	32	M12	4			0.12
	AHU10-263-MD23		26	12.5	32	M12	3			0.14
	AHU10-264-MD23		26	12.5	32	M12	4			0.14
NEW	AHU10-325-MD29	AHU10-325-AMD29	32	17.0	43	M16	5			0.26
NEW	AHU10-355-MD29	AHU10-355-AMD29	35	17.0	43	M16	5			0.26
	AHU15-252-MD23		25	12.5	35	M12	2	JDMT1505..R..	②	0.14
NEW	AHU15-262-MD23		26	12.5	35	M12	2			0.14
	AHU15-323-MD29		32	17.0	43	M16	3			0.29
	AHU15-332-MD29		33	17.0	43	M16	2			0.31
	AHU15-353-MD29		35	17.0	43	M16	3			0.34
	AHU15-404-MD29		40	17.0	43	M16	4			0.43

Metric

FIG-2 Item code		Dimensions,mm				Teeth	Insert	Spare parts	Weight Kg
無水孔Non-coolant	水孔Coolant	D	d	L	M				
AHU15-505-22.0	AHU15-505-A22.0	50	22.0	40	11	5	JDMT1505..R..	②	0.36
AHU15-505-27.0		50	27.0	50	13	5			0.44
AHU15-635-27.0		63	27.0	50	13	5		③	0.74
AHU15-805-27.0	AHU15-805-A27.0	80	27.0	50	13	5			1.34

Insert	Spare parts	Screw	Wrench
JDMT1003..R	①	MS2506A	ETF09
JDMT1505..R	②	MS4009A	ETF15
JDMT1505..R	③	MS4011A	ETF15

被切削材 Workpiece material				
	Steel 鋼	P		
	Stainless steel 不銹鋼	M	●	
	Cast iron 鑄鐵	K		
	Non-ferrous metal 非鐵金屬	N		●

Insert Shape	Description	GRADE 材質 Coated 塗層 PTH30E	GRADE 材質 Uncoated 無塗層 WH10	Dimensions,mm A	B	S	Re
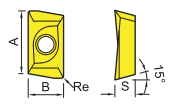	JDMT100308R	●		10.8	6.1	3.5	0.8
	JDET100304R-FA		○	10.8	6.1	3.5	0.4
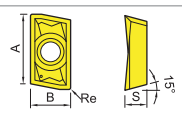	JDMT150508R	●		15.8	9.1	5	0.8
	JDET150504R-FA		○	15.8	9.1	5	0.4

HCP 直角端銑刀
SHOULDER / CUTTING END MILLS (HCP)

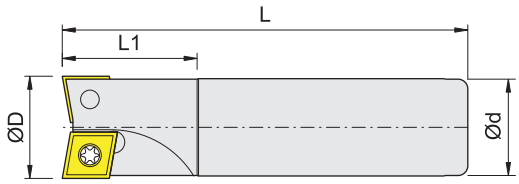

Item code	Dimensions,mm				Teeth	Insert	Screw	Wrench	Weight Kg
	D	d	L	L1					
HCP09-161-S16-150	16	16	150	30	1	CPMT090308	MS4008A	ETF15	0.24
HCP09-161-S16-200	16	16	200	30	1				0.32
HCP09-171-S16-150	17	16	150	20	1				0.24
HCP09-171-S16-200	17	16	200	20	1				0.32
HCP09-212-S20-150	21	20	150	30	2		MS4009A		0.37
HCP09-212-S20-200	21	20	200	30	2				0.49
HCP09-252-S25-150	25	25	150	40	2				0.58
HCP09-252-S25-200	25	25	200	40	2				0.77
HCP09-262-S25-150	26	25	150	30	2				0.58
HCP09-262-S25-200	26	25	200	30	2				0.77
HCP09-262-S25-250	26	25	250	30	2				0.96
HCP09-332-S32-150	33	32	150	40	2		MS4011A		0.95
HCP09-332-S32-200	33	32	200	40	2				1.26
HCP09-332-S32-250	33	32	250	40	2				1.58
HCP09-332-S32-300	33	32	300	40	2				1.89
HCP09-333-S32-150	33	32	150	40	3				0.95
HCP09-333-S32-200	33	32	200	40	3				1.26
HCP09-333-S32-250	33	32	250	40	3				1.58
HCP09-333-S32-300	33	32	300	40	3				1.89
HCP12-332-S32-150	33	32	150	40	2	CPMT120408	MS5011A	ETF20	0.95
HCP12-332-S32-200	33	32	200	40	2				1.26
HCP12-332-S32-250	33	32	250	40	2				1.58
HCP12-332-S32-300	33	32	300	40	2				1.89

FIG-1

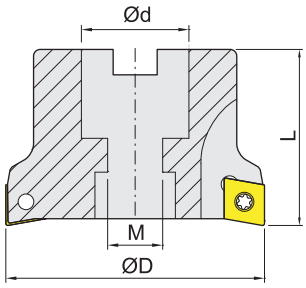

FIG-2

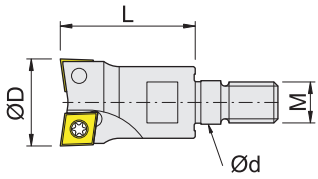

Metric

FIG-1 Item code	Dimensions,mm				Teeth	Insert	Screw	Wrench	Weight Kg
	D	d	L	M					
HCP09-504-22.0	50	22.0	50	11	4	CPMT090308	MS4011A	ETF15	0.44
HCP12-504-22.0	50	22.0	50	11	4	CPMT120408	MS5011A	ETF20	0.46

Inch

FIG-1 Item code	Dimensions,mm				Teeth	Insert	Screw	Wrench	Weight Kg
	D	d	L	M					
HCP09-504-25.4	50	25.4	50	13	4	CPMT090308	MS4011A	ETF15	0.43
HCP09-634-25.4	63	25.4	50	13	4				0.69
HCP12-504-25.4	50	25.4	50	13	4	CPMT120408	MS5011A	ETF20	0.43
HCP12-634-25.4	63	25.4	50	13	4				0.72
HCP12-664-25.4	66	25.4	50	13	4				0.78
HCP12-805-25.4	80	25.4	50	13	5				1.16

FIG-2 Item code	Dimensions,mm				Teeth	Insert	Screw	Wrench	Weight Kg
	D	d	L	M					
AJC162-MD14	16	8.5	23	M8	2	CCMT060204	MS2506A	ETF09	0.04
AJC173-MD14	17	8.5	23	M8	3				0.05
AJC203-MD18	20	10.5	30	M10	3				0.08
AJC214-MD18	21	10.5	30	M10	4				0.07
AJC254-MD23	25	12.5	35	M12	4				0.13
AJC265-MD23	26	12.5	35	M12	5				0.12

被切削材 Workpiece material				
	Steel 鋼	P	●	
	Stainless steel 不銹鋼	M	●	
	Cast iron 鑄鐵	K	●	●
	Non-ferrous metal 非鐵金屬	N		

Insert Shape	Description	GRADE 材質 Coated 塗層 CY250	GRADE 材質 Uncoated 無塗層 WH10	Dimensions,mm A	S	Re	d1	θ°
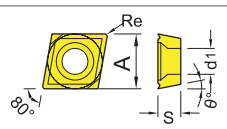	**CPMT090308**	●	●	9.525	3.18	0.8	4.4	11
	CPMT120408	●	●	12.7	4.76	0.8	5.5	11
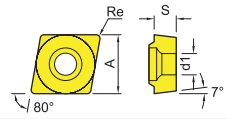	**CCMT060204**	●		6.35	2.38	0.4	2.8	7

UEX 直角端銑刀
SHOULDER / CUTTING END MILLS (UEX)

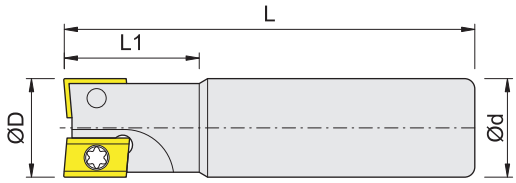

Item code	Dimensions,mm D	d	L	L1	Teeth	Insert	Screw	Wrench	Weight Kg
C12-SS121-150	12	12	150	25	1	APET120204	MS3506A	ETF15	0.13
C12-SS131-150	13	12	150	20	1				0.13
C16-SS161-150	16	16	150	30	1		MS3507A		0.24
C16-SS161-200	16	16	200	30	1				0.32
C16-SS171-150	17	16	150	30	1				0.24
C16-SS171-200	17	16	200	30	1				0.32
NEW C16-SS172-150	17	16	150	30	2				0.24
NEW C16-SS172-200	17	16	200	30	2				0.32
C20-SS202-150	20	20	150	30	2				0.37
C20-SS202-200	20	20	200	30	2				0.49
C20-SS212-150	21	20	150	30	2				0.37
C20-SS212-200	21	20	200	30	2				0.49
C25-SS252-150	25	25	150	40	2	ADET160308	MS4009A	ETF15	0.58
C25-SS252-200	25	25	200	40	2				0.77
C25-SS252-250	25	25	250	40	2				0.96
C25-SS262-150	26	25	150	30	2				0.58
C25-SS262-200	26	25	200	30	2				0.77
C25-SS262-250	26	25	250	30	2				0.96
C32-SS322-150	32	32	150	45	2				0.95
C32-SS322-200	32	32	200	45	2				1.26
C32-SS322-250	32	32	250	45	2				1.58
C32-SS322-300	32	32	300	45	2				1.89
C32-SS323-150	32	32	150	45	3				0.95
C32-SS323-200	32	32	200	45	3				1.26
C32-SS323-250	32	32	250	45	3				1.58
C32-SS323-300	32	32	300	45	3				1.89
C32-SS332-150	33	32	150	35	2				0.95
C32-SS332-200	33	32	200	35	2				1.26
C32-SS332-250	33	32	250	35	2				1.58
C32-SS332-300	33	32	300	35	2				1.89
C32-SS333-150	33	32	150	35	3				0.95
C32-SS333-200	33	32	200	35	3				1.26
C32-SS333-250	33	32	250	35	3				1.58
C32-SS333-300	33	32	300	35	3				1.89

被切削材 Workpiece material				
	Steel 鋼	P	●	
	Stainless steel 不銹鋼	M	●	
	Cast iron 鑄鐵	K		●
	Non-ferrous metal 非鐵金屬	N		●

Insert Shape	Description	GRADE 材質 Coated 塗層 HC844	Uncoated 無塗層 WH10	Dimensions,mm A	B	S	Re	d1	θ°
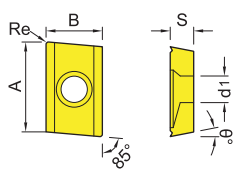	APET120204ER		●	12.7	7.938	2.5	0.4	3.8	11
	APET120208ER		●	12.7	7.938	2.5	0.8	3.8	11
	ADET160304ER		●	15.875	9.525	3.18	0.4	4.4	15
	APNT120208SR	●		12.7	7.938	2.5	0.8	3.8	11
	ADNT160308SR	●		15.875	9.525	3.18	0.8	4.4	15

FIG-1

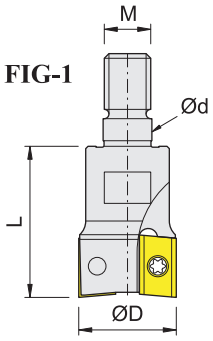

FIG-2

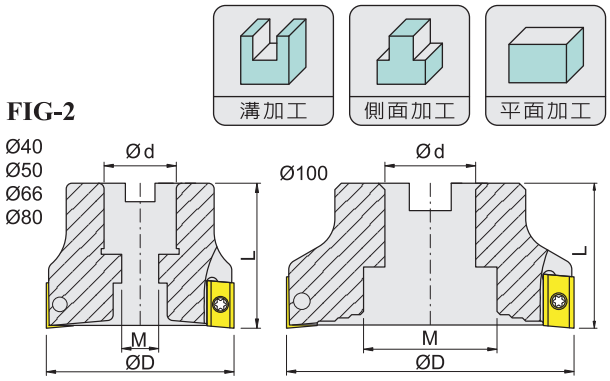

FIG-1 Item code	Dimensions,mm				Teeth	Insert	Screw	Wrench	Weight Kg
	D	d	L	M					
UEX161-MD14	16	8.5	28	M8	1	APET120204	MS3507A	ETF15	0.04
UEX171-MD14	17	8.5	28	M8	1				0.05
UEX172-MD14	17	8.5	28	M8	2				0.05
UEX182-MD14	18	8.5	28	M8	2				0.06
UEX192-MD14	19	8.5	28	M8	2				0.06
UEX202-MD18	20	10.5	30	M10	2				0.06
UEX212-MD18	21	10.5	30	M10	2				0.07
UEX222-MD18	22	10.5	30	M10	2				0.09
UEX253S-MD23	25	12.5	35	M12	3				0.12
UEX263S-MD23	26	12.5	35	M12	3				0.12
UEX324S-MD29	32	17	43	M16	4				0.24
UEX334S-MD29	33	17	43	M16	4				0.25
UEX252-MD23	25	12.5	35	M12	2	ADET160308	MS4009A	ETF15	0.12
UEX262-MD23	26	12.5	35	M12	2				0.12
UEX323-MD29	32	17	43	M16	3				0.24
UEX333-MD29	33	17	43	M16	3				0.25

Metric

FIG-2 Item code	Dimensions,mm				Teeth	Insert	Screw	Wrench	Weight Kg
	D	d	L	M					
UEX403-22.0	40	22.0	40	11	3	ADET160308	MS4011A	ETF15	0.25
UEX504-22.0	50	22.0	50	11	4				0.49

Inch

FIG-2 Item code	Dimensions,mm				Teeth	Insert	Screw	Wrench	Weight Kg
	D	d	L	M					
UEX504-25.4	50	25.4	50	13	4	ADET160308	MS4011A	ETF15	0.44
UEX665-25.4	66	25.4	50	13	5				0.79
UEX806-25.4	80	25.4	50	13	6				1.12
UEX1007-31.75	100	31.75	50	45	7				1.48

WEX 直角端銑刀
SHOULDER / CUTTING END MILLS (WEX)

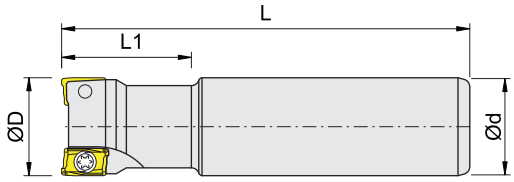

Item code	Dimensions,mm				Teeth	Insert	Spare parts	Weight Kg
	D	d	L	L1				
NEW WEX06-123-S10-100	12	10	100	20	3	AXMT0602…	①	0.09
WEX12-101-S16-100	10	16	100	15	1	AXMT1235…	②	0.16
WEX12-111-S16-100	11	16	100	15	1			0.16
WEX12-121-S16-100	12	16	100	15	1			0.16
WEX12-162-S16-100	16	16	100	25	2		③	0.16
WEX12-162-S16-150	16	16	150	25	2			0.24
WEX12-162-S16-200	16	16	200	25	2			0.32
WEX12-172-S16-100	17	16	100	25	2			0.16
WEX12-172-S16-150	17	16	150	25	2			0.24
WEX12-172-S16-200	17	16	200	25	2			0.32
WEX12-202-S20-150	20	20	150	30	2			0.37
WEX12-202-S20-200	20	20	200	30	2			0.49
WEX12-203-S20-150	20	20	150	30	3			0.37
WEX12-203-S20-200	20	20	200	30	3			0.49
WEX12-213-S20-150	21	20	150	30	3			0.37
WEX12-213-S20-200	21	20	200	30	3			0.49
WEX12-223-S20-110	22	20	110	30	3			0.27
WEX12-223-S20-150	22	20	150	30	3			0.37
WEX12-223-S20-200	22	20	200	30	3			0.49
WEX12-253-S25-150	25	25	150	35	3			0.58
WEX12-253-S25-200	25	25	200	35	3			0.77
WEX12-254-S25-150	25	25	150	35	4			0.58
WEX12-254-S25-200	25	25	200	35	4			0.77
WEX12-263-S25-150	26	25	150	35	3			0.58
WEX12-263-S25-200	26	25	200	35	3			0.77
WEX12-263-S25-250	26	25	250	35	3			0.96
WEX12-264-S25-150	26	25	150	35	4			0.58
WEX12-264-S25-200	26	25	200	35	4			0.77
WEX12-325-S32-150	32	32	150	40	5			0.95
WEX12-325-S32-200	32	32	200	40	5			1.26
WEX12-335-S32-150	33	32	150	40	5			0.95
WEX12-335-S32-200	33	32	200	40	5			1.26
WEX17-252-S25-150	25	25	150	35	2	AXMT1705…	④	0.58
WEX17-252-S25-200	25	25	200	35	2			0.77
WEX17-252-S25-250	25	25	250	35	2			0.96
WEX17-262-S25-150	26	25	150	30	2			0.58
WEX17-262-S25-200	26	25	200	30	2			0.77
WEX17-262-S25-250	26	25	250	30	2			0.96
WEX17-323-S32-150	32	32	150	40	3			0.95
WEX17-323-S32-200	32	32	200	40	3			1.26
WEX17-333-S32-150	33	32	150	40	3			0.95
WEX17-333-S32-200	33	32	200	40	3			1.26
WEX17-333-S32-250	33	32	250	40	3			1.58

Insert	Spare parts	Screw	Wrench
AXMT0602…	①	MS1804A	ETF06
AXMT1235…	②	MS3005A	ETF09
AXMT1235…	③	MS3006A	ETF09
AXMT1705…	④	MS4009A	ETF15

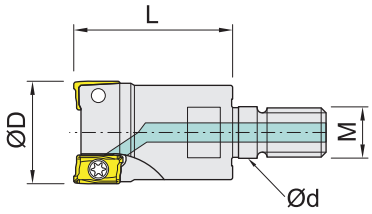

	Item code 無水孔Non-coolant	Item code 水孔Coolant	Dimensions,mm D	d	L	M	Teeth	Insert	Spare parts	Weight Kg
	WEX12-101-MD14		10	8.5	23	M8	1	AXMT1235...	②	0.02
	WEX12-111-MD14		11	8.5	23	M8	1			0.02
	WEX12-121-MD14		12	8.5	23	M8	1			0.02
	WEX12-131-MD14		13	8.5	23	M8	1			0.03
	WEX12-141-MD14		14	8.5	23	M8	1		③	0.03
	WEX12-151-MD14		15	8.5	23	M8	1			0.04
NEW	WEX12-162-MD14	WEX12-162-AMD14	16	8.5	25	M8	2			0.04
	WEX12-172-MD14		17	8.5	25	M8	2			0.04
NEW	WEX12-182-MD18	WEX12-182-AMD18	18	10.5	30	M10	2			0.06
	WEX12-192-MD18		19	10.5	30	M10	2			0.07
	WEX12-193-MD18		19	10.5	30	M10	3			0.07
	WEX12-202-MD18		20	10.5	30	M10	2			0.08
NEW	WEX12-203-MD18	WEX12-203-AMD18	20	10.5	30	M10	3			0.08
	WEX12-213-MD18		21	10.5	30	M10	3			0.08
NEW	WEX12-223-MD18	WEX12-223-AMD18	22	10.5	30	M10	3			0.09
NEW	WEX12-254-MD23	WEX12-254-AMD23	25	12.5	35	M12	4			0.14
NEW	WEX12-264-MD23	WEX12-264-AMD23	26	12.5	35	M12	4			0.15
NEW	WEX12-325-MD29	WEX12-325-AMD29	32	17	40	M16	5			0.29
	WEX12-335-MD29		33	17	40	M16	5			0.31
	WEX17-262-MD23		26	12.5	35	M12	2	AXMT1705...	④	0.15
	WEX17-333-MD29		33	17	44	M16	3			0.24

被切削材 Workpiece material						
	Steel 鋼	P	●			
	Stainless steel 不銹鋼	M	●		●	
	Cast iron 鑄鐵	K		●		●
	Non-ferrous metal 非鐵金屬	N				●

Insert Shape	Description	GRADE 材質 Coated 塗層 ACP200	ACK200	ACM300	Uncoated 無塗層 H1	Dimensions,mm A	B	S	Re
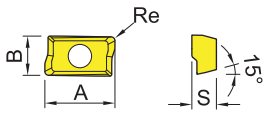	AXMT060204PDER-G			●		7.2	4.1	2.52	0.4
	AXMT060204PDFR-S								0.4
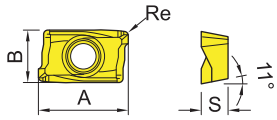	AXMT123504PEER-G	○				12	7	3.58	0.4
	AXMT123508PEER-G	●							0.8
	AXMT123504PEER-H								0.4
	AXMT123508PEER-H	●	●						0.8
	AXMT123504PEER-E			●					0.4
	AXMT123508PEER-EH								0.8
	AXET123504PEFR-S				●				0.4
	AXET123508PEFR-S				●				0.8
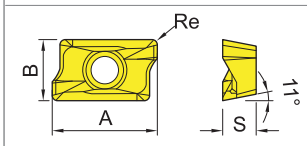	AXMT170504PEER-G	○				17.54	10.2	5.59	0.4
	AXMT170508PEER-G	●	○						0.8
	AXMT170508PEER-H								0.8

WEX 直角端銑刀
SHOULDER / CUTTING END MILLS (WEX)

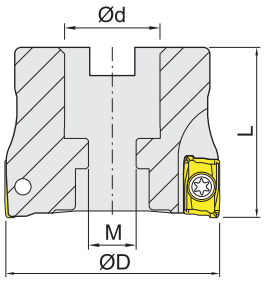

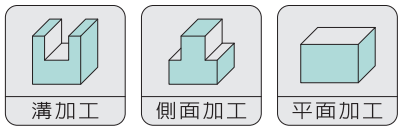

Metric

Item code	Dimensions,mm D	d	L	M	Teeth	Insert	Screw	Wrench	Weight Kg
WEX12-507-22.0	50	22.0	40	11	7	AXMT1235…	MS3006A	ETF09	0.39
NEW WEX12-638-22.0	63	22.0	40	11	8				0.79
WEXM17-404-16.0	40	16.0	40	9	4	AXMT1705…	MS4009A	ETF15	0.20

Inch

Item code	Dimensions,mm D	d	L	M	Teeth	Insert	Screw	Wrench	Weight Kg
WEX12-507-25.4	50	25.4	50	13	7	AXMT1235…	MS3006A	ETF09	0.50
NEW WEX12-638-25.4	63	25.4	50	13	8				0.79
NEW WEX12-8010-25.4	80	25.4	50	13	10				1.22

被切削材 Workpiece material						
	Steel 鋼	P	●			
	Stainless steel 不銹鋼	M	●		●	
	Cast iron 鑄鐵	K		●		●
	Non-ferrous metal 非鐵金屬	N				●

Insert Shape	Description	GRADE 材質 Coated 塗層 ACP200	ACK200	ACM300	Uncoated 無塗層 H1	Dimensions,mm A	B	S	Re
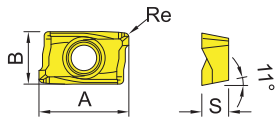	AXMT123504PEER-G	○				12	7	3.58	0.4
	AXMT123508PEER-G	●							0.8
	AXMT123504PEER-H								0.4
	AXMT123508PEER-H	●	●						0.8
	AXMT123504PEER-E			●					0.4
	AXMT123508PEER-EH								0.8
	AXET123504PEFR-S				●				0.4
	AXET123508PEFR-S				●				0.8
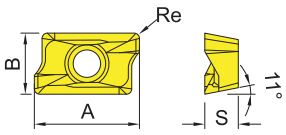	AXMT170504PEER-G	○				17.54	10.2	5.59	0.4
	AXMT170508PEER-G	●	○						0.8
	AXMT170508PEER-H								0.8

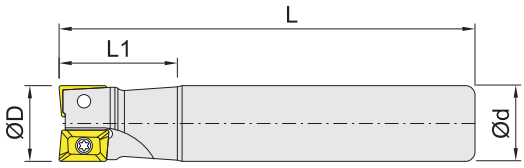

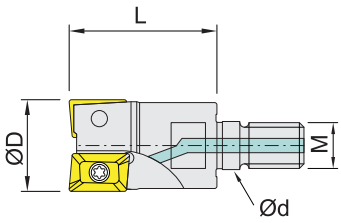

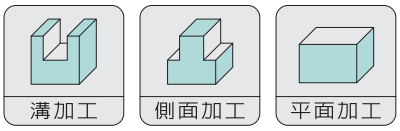

FIG-1 Item code 無水孔Non-coolant	FIG-1 Item code 水孔Coolant	Dimensions,mm D	d	L	L1	Teeth	Insert	Spare parts	Weight Kg
WEM10-152-S16-100		15	16	100	25	2	APMT1035..	①	0.16
WEM10-162-S16-150		16	16	150	25	2			0.24
WEM10-162-S16-200		16	16	200	25	2			0.32
WEM10-203-S20-150		20	20	150	30	3			0.37
WEM10-203-S20-200		20	20	200	30	3			0.49
WEM10-222-S20-150		22	20	150	25	2			0.37
NEW WEM10-223-S20-150		22	20	150	25	3			0.37
WEM10-253-S25-150		25	25	150	35	3			0.58
WEM10-253-S25-200		25	25	200	35	3			0.77

FIG-2 Item code 無水孔Non-coolant	FIG-2 Item code 水孔Coolant	Dimensions,mm D	d	L	M	Teeth	Insert	Spare parts	Weight Kg
WEM10-162-MD14	WEM10-162-AMD14	16	8.5	25	M8	2	APMT1035..	①	0.05
NEW WEM10-172-MD14	WEM10-172-AMD14	17	8.5	25	M8	2			0.05
WEM10-203-MD18	WEM10-203-AMD18	20	10.5	30	M10	3			0.07
NEW WEM10-213-MD18	WEM10-213-AMD18	21	10.5	30	M10	3			0.07
WEM10-253-MD23	WEM10-253-AMD23	25	12.5	35	M12	3			0.12
WEM10-263-MD23	WEM10-263-AMD23	26	12.5	35	M12	3			0.12

Insert	Spare parts	Screw	Wrench
APMT1035..	①	MS2506A	ETF09

被切削材 Workpiece material						
	Steel 鋼	P			●	
	Stainless steel 不銹鋼	M		●		
	Cast iron 鑄鐵	K	●			●
	Non-ferrous metal 非鐵金屬	N				●

Insert Shape	Description	GRADE 材質 Coated 塗層 ACZ310	ACZ330	ACZ350	Uncoated 無塗層 H1	Dimensions,mm A	B	S	Re
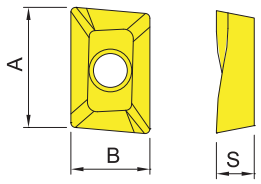	APMT103504PDER-H	●				10	6.6	3.5	0.4
	APMT103508PDER-H		●	●		10	6.6	3.5	0.8
	APET103504PDFR-S				●	10	6.6	3.5	0.4

MEA 直角端銑刀
SHOULDER / CUTTING END MILLS (MEA)

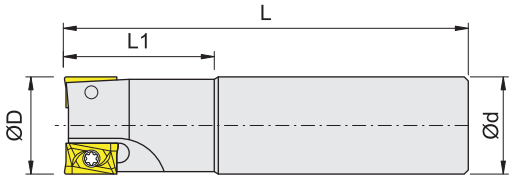

Item code	Dimensions,mm				Teeth	Insert	Screw	Wrench	Weight Kg
	D	d	L	L1					
MEA3-121-S12-120	12	12	120	25	1	NDKW090304ER	MS2506A	ETF09	0.11
MEA3-141-S16-100	14	16	100	28	1				0.16
MEA3-141-S16-150	14	16	150	28	1				0.24
MEA3-162-S16-200	16	16	200	30	2				0.32
MEA3-172-S16-150	17	16	150	20	2				0.24
MEA3-172-S16-200	17	16	200	20	2				0.32
MEA3-182-S20-150	18	20	150	30	2				0.37
MEA3-182-S20-200	18	20	200	30	2				0.49
MEA3-203-S20-200	20	20	200	30	3				0.49
MEA3-212-S20-150	21	20	150	25	2				0.37
MEA3-212-S20-200	21	20	200	25	2				0.49
MEA3-213-S20-150	21	20	150	25	3				0.37
MEA3-213-S20-200	21	20	200	25	3				0.49
MEA3-263-S25-150	26	25	150	35	3				0.58
MEA3-263-S25-200	26	25	200	35	3				0.77

被切削材 Workpiece material				
	Steel 鋼	P		
	Stainless steel 不銹鋼	M		
	Cast iron 鑄鐵	K		
	Non-ferrous metal 非鐵金屬	N		●

Insert Shape	Description	GRADE 材質		Dimensions,mm			
		Coated 塗層	Uncoated 無塗層				
		PR660	KW10	A	B	S	Re
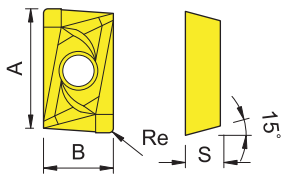	**NDKT090304ER-V**			9.5	6.35	3.18	0.4

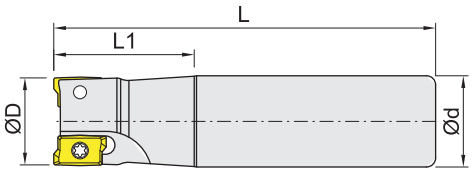

	Item code	Dimensions,mm D	d	L	L1	Teeth	Insert	Screw	Wrench	Weight Kg
	MEC07-102-S10-120	10	10	120	20	2	BDMT0703..	MS2004C	ETF06	0.07
	MEC07-112-S10-120	11	10	120	20	2				0.07
	MEC07-122-S12-120	12	12	120	20	2				0.11
	MEC07-132-S12-120	13	12	120	20	2				0.11
NEW	**MEC07-132-S12-150**	13	12	150	20	2				0.13
	MEC11-162-S16-150	16	16	150	28	2	BDMT11T3..	MS2506A	ETF09	0.24
	MEC11-162-S16-200	16	16	200	28	2				0.32
	MEC11-172-S16-150	17	16	150	28	2				0.24
	MEC11-172-S16-200	17	16	200	28	2				0.32
	MEC11-203-S20-150	20	20	150	30	3				0.37
	MEC11-203-S20-200	20	20	200	30	3				0.49
NEW	**MEC11-213-S20-150**	21	20	150	30	3				0.49
NEW	**MEC11-213-S20-200**	21	20	200	30	3				0.66
	MEC11-253-S25-150	25	25	150	35	3				0.58
	MEC11-253-S25-200	25	25	200	35	3				0.77
NEW	**MEC11-263-S25-150**	26	25	150	35	3				0.58
NEW	**MEC11-263-S25-200**	26	25	200	35	3				0.77
	MEC11-324-S32-150	32	32	150	35	4				0.95
	MEC11-324-S32-200	32	32	200	35	4				1.26
	MEC11-325-S32-150	32	32	150	35	5				0.95
	MEC11-325-S32-200	32	32	200	35	5				1.26
NEW	**MEC11-334-S32-150**	33	32	150	35	4				0.95
NEW	**MEC11-334-S32-200**	33	32	200	35	4				1.26

被切削材 Workpiece material				
	Steel 鋼	P	●	
	Stainless steel 不銹鋼	M	●	
	Cast iron 鑄鐵	K		
	Non-ferrous metal 非鐵金屬	N		●

Insert Shape	Description	GRADE 材質 Coated 塗層 PR830	PR905	Dimensions,mm A	B	S	Re
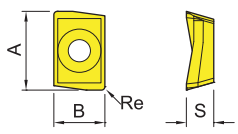	**BDMT070302ERJT**	●		6.7	4.7	2.6	0.2
	BDMT070304ERJS		●				0.4
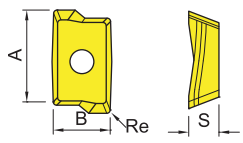	**BDMT11T302ERJT**	○		11	6.7	3.8	0.2
	BDMT11T304ERJT	●					0.4
	BDMT11T308ERJT	●					0.8
	BDMT11T304ERJS	○					0.4
	BDMT11T304ERJS		○				0.4

MEC 直角端銑刀
SHOULDER / CUTTING END MILLS (MEC)



FIG-1

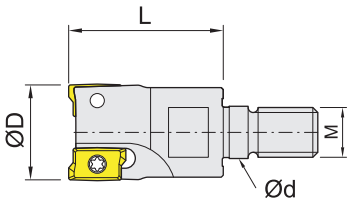

FIG-2

Ø 40
Ø 50
Ø 63

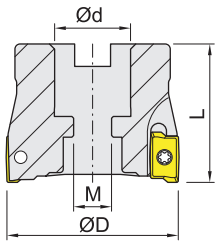

FIG-1 Item code	Dimensions,mm D	d	L	M	Teeth	Insert	Screw	Wrench	Weight Kg
MEC07-102-MD10	10	5.5	16	M5	2	BDMT0703..	MS2004C	ETF06	0.01
MEC07-112-MD10	11	5.5	16	M5	2				0.01
MEC07-122-MD11	12	6.5	18	M6	2				0.01
MEC07-132-MD11	13	6.5	18	M6	2				0.02
MEC11-162-MD14	16	8.5	25	M8	2	BDMT11T3..	MS2506A	ETF09	0.04
MEC11-172-MD14	17	8.5	25	M8	2				0.04
MEC11-203-MD18	20	10.5	30	M10	3				0.07
NEW MEC11-213-MD18	21	10.5	30	M10	3				0.07
MEC11-253-MD23	25	12.5	35	M12	3				0.14
NEW MEC11-263-MD23	26	12.5	35	M12	3				0.14
MEC11-324-MD29	32	17	43	M16	4				0.29
MEC11-325-MD29	32	17	43	M16	5				0.29
NEW MEC11-334-MD29	33	17	43	M16	4				0.29

Metric

FIG-2 Item code	Dimensions,mm D	d	L	M	Teeth	Insert	Screw	Wrench	Weight Kg
MEC11-406-16.0	40	16.0	40	9	6	BDMT11T3..	MS2506A	ETF09	0.25
MEC11-507-22.0	50	22.0	40	11	7				0.38
MEC11-638-27.0	63	27.0	50	13	8				0.79

Inch

FIG-2 Item code	Dimensions,mm D	d	L	M	Teeth	Insert	Screw	Wrench	Weight Kg
MEC11-507-25.4	50	25.4	50	13	7	BDMT11T3..	MS2506A	ETF09	0.46
MEC11-638-25.4	63	25.4	50	13	8				0.82

被切削材 Workpiece material				
	Steel 鋼	P	●	
	Stainless steel 不銹鋼	M	●	
	Cast iron 鑄鐵	K		●
	Non-ferrous metal 非鐵金屬	N		

Insert Shape	Description	GRADE 材質 Coated 塗層 PR830	PR905	Dimensions,mm A	B	S	Re
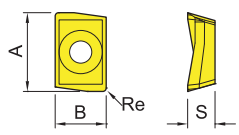	BDMT070302ERJT	●		6.7	4.7	2.6	0.2
	BDMT070304ERJS		●				0.4
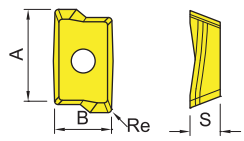	BDMT11T302ERJT	○		11	6.7	3.8	0.2
	BDMT11T304ERJT	●					0.4
	BDMT11T308ERJT	●					0.8
	BDMT11T304ERJS	○					0.4
	BDMT11T304ERJS		○				0.4

TE90A 直角端銑刀
SHOULDER / CUTTING END MILLS (TE90A)

SHAN GIN

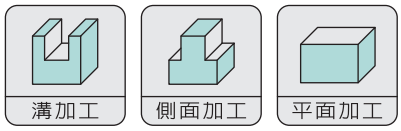

FIG-1

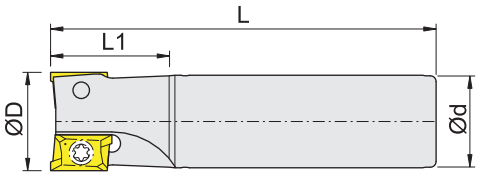

FIG-2

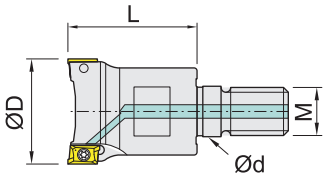

FIG-1 Item code		Dimensions,mm				Teeth	Insert	Spare parts	Weight Kg
無水孔Non-coolant	水孔Coolant	D	d	L	L1				
TE90A06-081-S10-100		8	10	100	12	1	AXMT0602…	①	0.06
TE90A06-102-S10-120		10	10	120	16	2			0.07
TE90A06-112-S10-120		11	10	120	12	2			0.07
TE90A06-122-S12-130		12	12	130	16	2			0.12
TE90A06-123-S12-130		12	12	130	16	3			0.12
TE90A06-132-S12-130		13	12	130	16	2			0.12
TE90A06-133-S12-130		13	12	130	16	3			0.12
TE90A06-163-S16-150		16	16	150	25	3			0.24
TE90A06-164-S16-150		16	16	150	25	4			0.24
TE90A06-173-S16-150		17	16	150	20	3			0.24

FIG-2 Item code		Dimensions,mm				Teeth	Insert	Spare parts	Weight Kg
無水孔Non-coolant	水孔Coolant	D	d	L	M				
TE90A06-091-MD08		9	4.5	15	M4	1	AXMT0602..	①	0.02
TE90A06-102-MD10		10	5.5	16	M5	2			0.02
TE90A06-112-MD10	**TE90A06-112-AMD10**	11	5.5	16	M5	2			0.02
TE90A06-122-MD11	**TE90A06-122-AMD11**	12	6.5	18	M6	2			0.03
TE90A06-123-MD11		12	6.5	18	M6	3			0.03
TE90A06-132-MD11		13	6.5	20	M6	2			0.03
TE90A06-133-MD11		13	6.5	20	M6	3			0.03
TE90A06-163-MD14		16	8.5	20	M8	3			0.04
TE90A06-164-MD14		16	8.5	20	M8	4			0.04
TE90A06-173-MD14		17	8.5	20	M8	3			0.05
TE90A06-174-MD14		17	8.5	20	M8	4			0.04

Insert	Spare parts	Screw	Wrench
AXMT0602…	①	MS1804A	ETF06

被切削材 Workpiece material				
	Steel 鋼	P	●	
	Stainless steel 不銹鋼	M	●	
	Cast iron 鑄鐵	K		
	Non-ferrous metal 非鐵金屬	N		●

Insert Shape	Description	GRADE 材質 Coated 塗層 TT9030	GRADE 材質 Uncoated 無塗層 K10	Dimensions,mm A	B	S	Re
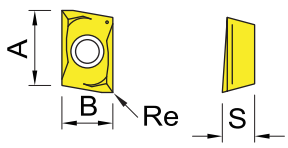	**AXMT060202REM**	●		6.1	4.1	2.6	0.2
	AXMT060204REM	●					0.4
	AXCT060202R-AL		●				0.2
	AXCT060204R-AL		●				0.4

TE90A 直角端銑刀
SHOULDER / CUTTING END MILLS (TE90A)

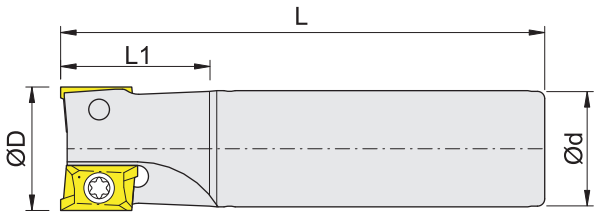

Item code	Dimensions,mm D	d	L	L1	Teeth	Insert	Spare parts	Weight Kg
TE90A09-121-S12-150	12	12	150	20	1	APKT09T3…	①	0.13
TE90A09-141-S16-150	14	16	150	24	1		②	0.24
TE90A09-162-S16-150	16	16	150	24	2			0.24
TE90A09-162-S16-200	16	16	200	24	2			0.32
TE90A09-172-S16-150	17	16	150	20	2			0.24
TE90A09-172-S16-200	17	16	200	20	2			0.32
TE90A09-182-S20-150	18	20	150	30	2			0.37
TE90A09-202-S20-150	20	20	150	30	2			0.37
TE90A09-202-S20-200	20	20	200	30	2			0.49
TE90A09-203-S20-150	20	20	150	30	3			0.37
TE90A09-203-S20-200	20	20	200	30	3			0.49
TE90A09-213-S20-150	21	20	150	20	3			0.37
TE90A09-213-S20-200	21	20	200	20	3			0.49
TE90A09-253-S25-150	25	25	150	35	3			0.58
TE90A09-253-S25-200	25	25	200	35	3			0.77
TE90A09-254-S25-150	25	25	150	35	4			0.58
TE90A09-263-S25-150	26	25	150	25	3			0.58
TE90A09-263-S25-200	26	25	200	25	3			0.77
TE90A09-333-S32-150	33	32	150	32	3			0.95
TE90A09-333-S32-200	33	32	200	32	3			1.26
TE90A09-353-S32-150	35	32	150	32	3			0.95
TE90A09-353-S32-200	35	32	200	32	3			1.26
TE90A09-354-S32-150	35	32	150	32	4			0.95
TE90A09-354-S32-200	35	32	200	32	4			1.26
TE90A17-252-S25-150	25	25	150	35	2	APKT1705..	③	0.58
TE90A17-252-S25-200	25	25	200	35	2			0.77
NEW TE90A17-262-S25-150	26	25	150	35	2			0.58
NEW TE90A17-262-S25-200	26	25	200	35	2			0.77
TE90A17-323-S32-150	32	32	150	40	3			0.95
TE90A17-323-S32-200	32	32	200	40	3			1.26
TE90A17-323-S32-250	32	32	250	40	3			1.58

被切削材 Workpiece material					
	Steel 鋼	P	●	●	
	Stainless steel 不銹鋼	M	●	●	
	Cast iron 鑄鐵	K			●
	Non-ferrous metal 非鐵金屬	N			●

Insert Shape	Description	GRADE 材質 Coated 塗層 TT9030	TT9080	Uncoated 無塗層 K10	Dimensions,mm A	B	S	Re
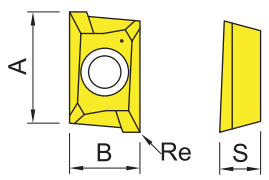	APKT09T3PER-EM		●		9.8	6.2	3.8	--
	APCT09T3PER-ML		○					
	APCT09T3PER-AL			●				
	APKT1705PER-EML		○		17	10.7	5.56	--
	APKT1705PER-EM	●	○	●				

TE90A 直角端銑刀
SHOULDER / CUTTING END MILLS (TE90A)

SHAN GIN

FIG-1

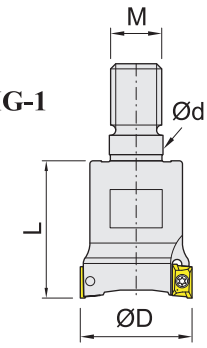

FIG-2

Ø50
Ø63
Ø80

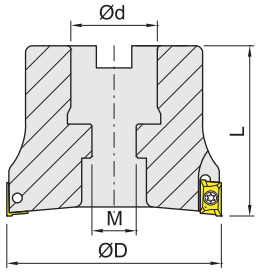

FIG-1 Item code	Dimensions,mm				Teeth	Insert	Spare parts	Weight Kg
	D	d	L	M				
TE90A09-162-MD14	16	8.5	23	M8	2	APKT09T3…	②	0.05
TE90A09-172-MD14	17	8.5	25	M8	2			0.05
TE90A09-202-MD18	20	10.5	30	M10	2			0.07
TE90A09-203-MD18	20	10.5	30	M10	3			0.07
TE90A09-212-MD18	21	10.5	30	M10	2			0.07
TE90A09-213-MD18	21	10.5	30	M10	3			0.07
TE90A09-222-MD18	22	10.5	30	M10	2			0.08
TE90A09-223-MD18	22	10.5	30	M10	3			0.08
TE90A09-253-MD23	25	12.5	35	M12	3			0.12
TE90A09-263-MD23	26	12.5	35	M12	3			0.12
NEW TE90A09-264-MD23	26	12.5	35	M12	4			0.12
TE90A09-333-MD29	33	17	43	M16	3			0.25
TE90A09-353-MD29	35	17	43	M16	3			0.26
TE90A09-354-MD29	35	17	43	M16	4			0.26
NEW TE90A17-252-MD23	25	12.5	36	M12	2	APKT1705..	③	0.12
TE90A17-262-MD23	26	12.5	36	M12	2			0.12
NEW TE90A17-323-MD29	32	17	43	M16	3			0.26
TE90A17-353-MD29	35	17	43	M16	3		④	0.26

Metric

FIG-2 Item code	Dimensions,mm				Teeth	Insert	Spare parts	Weight Kg
	D	d	L	M				
TE90A09-5005-22.0	50	22.0	50	11	5	APKT09T3…	②	0.55
TE90A09-5006-22.0	50	22.0	50	11	6			0.40

Inch

FIG-2 Item code	Dimensions,mm				Teeth	Insert	Spare parts	Weight Kg
	D	d	L	M				
TE90A09-5006-25.4	50	25.4	50	13	6	APKT09T3…	②	0.51
TE90A09-6307-25.4	63	25.4	50	13	7			0.73
TE90A09-8008-25.4	80	25.4	50	13	8			1.14

Insert	Spare parts	Screw	Wrench
APKT09T3…	①	MS2505B	ETF09
APKT09T3…	②	MS2506B	ETF09
APKT1705..	③	MS4009A	ETF15
APKT1705..	④	MS4011A	ETF15

AKS 直角端銑刀
SHOULDER / CUTTING END MILLS (AKS)

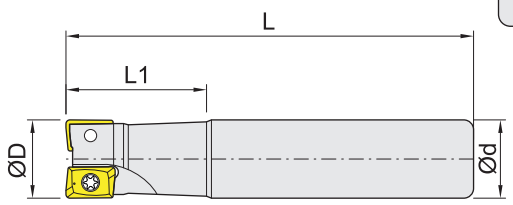

Item code	Dimensions,mm				Teeth	Insert	Spare parts	Weight Kg
	D	d	L	L1				
AKS06-102-S10-120	10	10	120	20	2	XOMT0602..	①	0.07
AKS06-112-S10-110	11	10	110	13	2			0.07
AKS06-112-S10-150	11	10	150	13	2			0.09
AKS06-122-S12-100	12	12	100	25	2			0.09
AKS06-122-S12-130	12	12	130	25	2			0.12
AKS06-123-S12-100	12	12	100	25	3			0.09
AKS06-123-S12-130	12	12	130	25	3			0.12
AKS06-132-S12-130	13	12	130	18	2			0.12
AKS06-133-S12-130	13	12	130	18	3			0.12
AKS06-164-S16-150	16	16	150	28	4			0.24
AKS06-164-S16-200	16	16	200	28	4			0.32
AKS06-174-S16-150	17	16	150	20	4			0.24
AKS09-162-S16-150	16	16	150	28	2	XOMT0903..	②	0.24
AKS09-162-S16-200	16	16	200	28	2			0.32
AKS09-172-S16-150	17	16	150	20	2			0.24
AKS09-172-S16-200	17	16	200	20	2			0.32
AKS09-202-S20-150	20	20	150	30	2			0.37
AKS09-202-S20-200	20	20	200	30	2			0.49
AKS09-203-S20-150	20	20	150	30	3			0.37
AKS09-203-S20-200	20	20	200	30	3			0.49
AKS09-212-S20-150	21	20	150	30	2			0.37
AKS09-212-S20-200	21	20	200	30	2			0.49
AKS09-213-S20-150	21	20	150	30	3			0.37
AKS09-213-S20-200	21	20	200	30	3			0.49
AKS09-253-S25-150	25	25	150	35	3			0.58
AKS09-253-S25-200	25	25	200	35	3			0.77
AKS09-263-S25-150	26	25	150	30	3			0.58
AKS09-263-S25-200	26	25	200	30	3			0.77
AKS09-325-S32-150	32	32	150	35	5			0.95
AKS09-325-S32-200	32	32	200	35	5			1.26
AKS09-335-S32-150	33	32	150	30	5			0.95
AKS09-335-S32-200	33	32	200	30	5			1.26
AKS10T-162-S16-150	16	16	150	22	2	XOMT10T3..	③	0.24
NEW AKS10T-162-S16-200	16	16	200	22	2			0.32
AKS10T-202-S20-150	20	20	150	28	2			0.37
NEW AKS10T-202-S20-200	20	20	200	28	2			0.49
NEW AKS10T-254-S25-150	25	25	150	35	4			0.58
NEW AKS10T-325-S32-150	32	32	150	40	5			0.90
NEW AKS10T-355-S32-150	35	32	150	40	5			0.95
AKS12-181-S16-150	18	16	150	30	1	XOMT1204..	④	0.24
AKS12-282-S25-150	28	25	150	35	2		⑤	0.58

Insert	Spare parts	Screw	Wrench
XOMT0602..	①	MS1804B	ETF06
XOMT0903..	②	MS2506E	ETF08
XOMT10T3..	③	MS2506E	ETF08
XOMT1204..	④	MS3507E	ETF10
XOMT1204..	⑤	MS3508E	ETF10

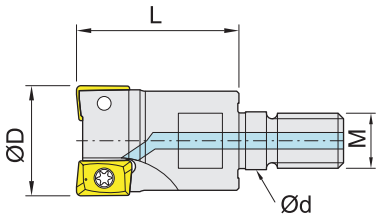

Item code 無水孔Non-coolant	Item code 水孔Coolant	Dimensions,mm D	d	L	M	Teeth	Insert	Spare parts	Weight Kg
AKS06-102-MD10	**AKS06-102-AMD10**	10	5.5	16	M5	2	XOMT0602..	①	0.01
AKS06-112-MD10		11	5.5	16	M5	2			0.01
AKS06-122-MD11		12	6.5	18	M6	2			0.02
AKS06-123-MD11		12	6.5	18	M6	3			0.01
AKS06-132-MD11		13	6.5	18	M6	2			0.02
AKS06-133-MD11		13	6.5	18	M6	3			0.02
AKS06-164-MD14		16	8.5	20	M8	4			0.03
AKS06-184-MD11		18	6.5	18	M6	4			0.03
AKS06-184-MD14		18	8.5	20	M8	4			0.04
AKS06-204-MD18		20	10.5	24	M10	4			0.07
AKS06-205-MD18		20	10.5	24	M10	5			0.06
AKS06-254-MD23		25	12.5	28	M12	4			0.12
AKS06-255-MD23		25	12.5	28	M12	5			0.12
AKS09-162-MD14		16	8.5	25	M8	2	XOMT0903..	②	0.04
AKS09-172-MD14		17	8.5	25	M8	2			0.05
AKS09-202-MD18		20	10.5	30	M10	2			0.07
AKS09-203-MD18		20	10.5	30	M10	3			0.07
AKS09-212-MD18		21	10.5	30	M10	2			0.07
AKS09-213-MD18		21	10.5	30	M10	3			0.07
AKS09-253-MD23		25	12.5	35	M12	3			0.12
AKS09-263-MD23		26	12.5	35	M12	3			0.12
AKS09-264-MD23		26	12.5	35	M12	4			0.12
AKS09-324-MD29		32	17	43	M16	4			0.23
AKS09-325-MD29		32	17	43	M16	5			0.23
AKS09-334-MD29		33	17	43	M16	4			0.25
AKS09-335-MD29		33	17	43	M16	5			0.24

被切削材 Workpiece material				
	Steel 鋼	P	●	
	Stainless steel 不銹鋼	M	●	
	Cast iron 鑄鐵	K		●
	Non-ferrous metal 非鐵金屬	N		●

Insert Shape	Description	GRADE 材質 Coated 塗層 GW762	GRADE 材質 Uncoated 無塗層 GM471	Dimensions,mm A	B	S	Re
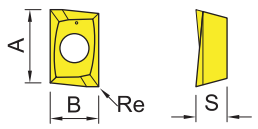	**XOMT060202MK05**	●		6.94	4.09	2.45	0.2
	XOET060204FE03		●				0.4
	XOMT060204MK05	●		6.91-6.94	4.09	2.45	0.4
	XOMT060208MK05	●					0.8
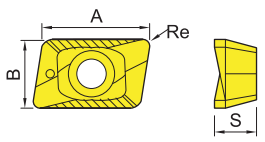	**XOMT090304TM06**	●		9.9-10.8	6.35	3.21-3.65	0.4
	XOMT090308TM06	●					0.8
	XOMT10T304TM07	●		9.7-11.07	6.86	3.83	0.4
	XOMT120408TM08	●		11.41-12.16	8.18	3.93-4.15	0.8

CAP 直角端銑刀
SHOULDER / CUTTING END MILLS (CAP)

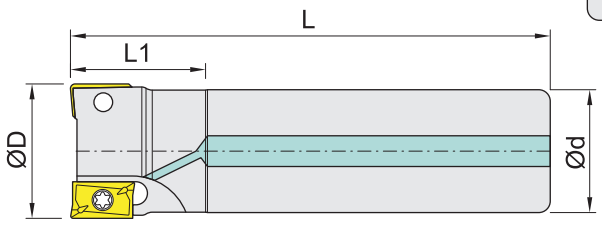

Item code		Dimensions,mm				Teeth	Insert	Spare parts	Weight Kg
無水孔Non-coolant	水孔Coolant	D	d	L	L1				
CAP3-162-S16-100		16	16	100	28	2	APKT1003..	①	0.16
CAP3-162-S16-150	CAP3-162-A16-150	16	16	150	28	2			0.24
CAP3-162-S16-200		16	16	200	28	2			0.32
CAP3-172-S16-150		17	16	150	26	2			0.24
CAP3-172-S16-200		17	16	200	26	2			0.32
CAP3-182-S20-100		18	20	100	30	2			0.25
CAP3-182-S20-150		18	20	150	30	2			0.37
CAP3-182-S20-200		18	20	200	30	2			0.49
CAP3-192-S20-120		19	20	120	30	2			0.30
CAP3-202-S20-100		20	20	100	30	2			0.25
CAP3-202-S20-150		20	20	150	30	2			0.37
CAP3-202-S20-200		20	20	200	30	2			0.49
CAP3-203-S20-100		20	20	100	30	3			0.25
CAP3-203-S20-150	CAP3-203-A20-150	20	20	150	30	3			0.37
CAP3-203-S20-200		20	20	200	30	3			0.49
NEW CAP3-212-S20-120		21	20	120	30	2			0.37
CAP3-212-S20-150		21	20	150	30	2			0.37
CAP3-212-S20-200		21	20	200	30	2			0.49
CAP3-213-S20-150		21	20	150	30	3			0.37
NEW CAP3-213-S20-200		21	20	200	30	3			0.48
CAP3-253-S25-125		25	25	125	30	3			0.48
CAP3-253-S25-150	CAP3-253-A25-150	25	25	150	30	3			0.58
NEW CAP3-253-S25-200		25	25	200	30	3			0.62
CAP3-263-S25-150		26	25	150	30	3			0.58
CAP3-263-S25-200		26	25	200	30	3			0.77
CAP3-264-S25-150		26	25	150	30	4			0.58
CAP3-264-S25-200		26	25	200	30	4			0.77
CAP3-324-S32-150	CAP3-324-A32-150	32	32	150	40	4			0.95
CAP3-324-S32-200		32	32	200	40	4			1.26
CAP4-242-S25-125		24	25	125	40	2	APKT1604..	②	0.48
CAP4-252-S25-125		25	25	125	40	2			0.48
CAP4-252-S25-150		25	25	150	40	2			0.58
CAP4-252-S25-200		25	25	200	40	2			0.77
CAP4-262-S25-150		26	25	150	30	2			0.58
CAP4-262-S25-200		26	25	200	30	2			0.77
CAP4-262-S25-250		26	25	250	30	2			0.96
CAP4-323-S32-150		32	32	150	45	3	APKT1604..	③	0.95
CAP4-323-S32-200		32	32	200	45	3			1.26
CAP4-323-S32-250		32	32	250	45	3			1.58
CAP4-333-S32-150		33	32	150	35	3			0.95
CAP4-333-S32-200		33	32	200	35	3			1.26
CAP4-333-S32-250		33	32	250	35	3			1.58
CAP4-333-S32-300		33	32	300	35	3			1.89
CAP4-352-S32-150		35	32	150	35	2			0.95
CAP4-352-S32-200		35	32	200	35	2			1.26
CAP4-353-S32-150		35	32	150	35	3			0.95
CAP4-353-S32-200		35	32	200	35	3			1.26

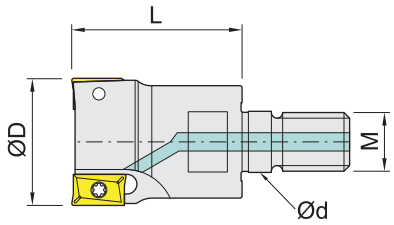

Item code		Dimensions,mm				Teeth	Insert	Spare parts	Weight Kg
無水孔Non-coolant	水孔Coolant	D	d	L	M				
CAP3-162-MD14		16	8.5	25	M8	2	APKT1003..	①	0.04
CAP3-172-MD14		17	8.5	25	M8	2			0.04
CAP3-182-MD14		18	8.5	25	M8	2			0.05
CAP3-202-MD18	**CAP3-202-AMD18**	20	10.5	30	M10	2			0.08
CAP3-203-MD18	**CAP3-203-AMD18**	20	10.5	30	M10	3			0.07
CAP3-212-MD18	**CAP3-212-AMD18**	21	10.5	30	M10	2			0.09
CAP3-213-MD18	**CAP3-213-AMD18**	21	10.5	30	M10	3			0.08
CAP3-253-MD23		25	12.5	35	M12	3			0.14
CAP3-263-MD23		26	12.5	35	M12	3			0.15
CAP3-264-MD23		26	12.5	35	M12	4			0.15

Insert	Spare parts	Screw	Wrench
APKT1003..	①	MS2506B	ETF09
APKT1604..	②	MS4009A	ETF15
APKT1604..	③	MS4011A	ETF15

被切削材 Workpiece material				
	Steel 鋼	P	●	
	Stainless steel 不銹鋼	M	●	
	Cast iron 鑄鐵	K		
	Non-ferrous metal非鐵金屬	N		●

Insert Shape	Description	GRADE 材質		Dimensions,mm			
		Coated 塗層	Uncoated 無塗層				
		IC328	H01	A	B	S	d1
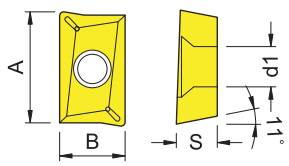	**APKT1003PDTR**	●		10.5	6.7	3.5	2.85
	APKT1604PDR	●	●	16.5	9.52	5.3	4.4

CAP 直角端銑刀
SHOULDER / CUTTING END MILLS (CAP)

Ø 50
Ø 63
Ø 66
Ø 80

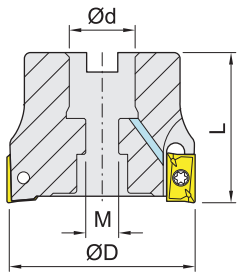

Ø 100

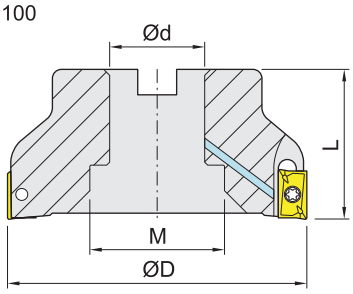

Metric

	Item code		Dimensions,mm				Teeth	Insert	Spare parts	Weight Kg
	無水孔Non-coolant	水孔Coolant	D	d	L	M				
NEW	CAP3-506-22.0		50	22.0	40	11	6	APKT1003..	①	0.54
NEW	CAP3-638-22.0		63	22.0	40	11	8			0.70
	CAP4-403-16.0		40	16.0	40	9	3	APKT1604..	②	0.25
	CAP4-403-22.0		40	22.0	50	11	3			0.38
	CAP4-504-22.0	CAP4-504-A22.0	50	22.0	50	11	4			0.54
NEW	CAP4-505-22.0	CAP4-505-A22.0	50	22.0	50	11	5			0.54
	CAP4-635-22.0	CAP4-635-A22.0	63	22.0	50	11	5			0.70
	CAP4-806-27.0	CAP4-806-A27.0	80	27.0	50	13	6			0.97
NEW	CAP4-1008-32.0		100	32.0	50	45	8			1.65

Inch

	Item code		Dimensions,mm				Teeth	Insert	Spare parts	Weight Kg
	無水孔Non-coolant	水孔Coolant	D	d	L	M				
	CAP4-403-25.4※		40	25.4	50	13	3	APKT1604..	②	0.33
	CAP4-504-25.4		50	25.4	50	13	4			0.50
NEW	CAP4-505-25.4		50	25.4	50	13	5			0.50
	CAP4-635-25.4		63	25.4	50	13	5			0.73
	CAP4-665-25.4		66	25.4	50	13	5			0.72
	CAP4-806-25.4		80	25.4	50	13	6			1.21
	CAP4-806-31.75		80	31.75	50	13	6			1.15
	CAP4-1008-31.75		100	31.75	50	45	8			1.65

※另附刀把螺絲 HTM1247HS (※ The mill equips with a cap screw HTM1247HS)

平面加工

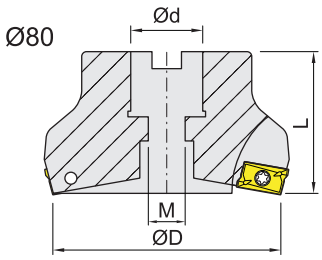

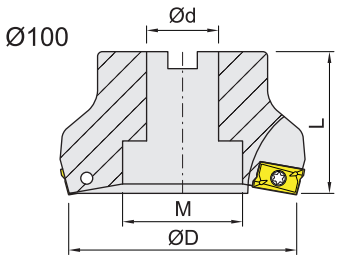

Inch

Item code	Dimensions,mm				Teeth	Insert	Spare parts	Weight Kg
	D	d	L	M				
CAPW4-806-25.4	80	25.4	50	13	6	APKT1604..	②	1.21
CAPW4-1007-31.75	100	31.75	50	45	7			1.70

Insert	Spare parts	Screw	Wrench
APKT1003..	①	MS2506B	ETF09
APKT1604..	②	MS4011A	ETF15

被切削材 Workpiece material				
	Steel 鋼	P	●	
	Stainless steel 不銹鋼	M	●	
	Cast iron 鑄鐵	K		
	Non-ferrous metal 非鐵金屬	N		●

Insert Shape	Description	GRADE 材質		Dimensions,mm			
		Coated 塗層	Uncoated 無塗層				
		IC328	H01	A	B	S	d1
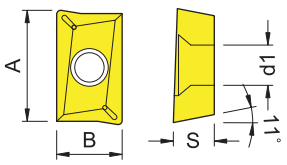	**APKT1003PDTR**	●		10.5	6.7	3.5	2.85
	APKT1604PDR	●	●	16.5	9.52	5.3	4.4

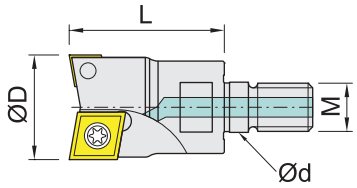

Item code		Dimensions,mm				Teeth	Insert		Spare parts	Weight Kg
無水孔Non-coolant	水孔Coolant	D	d	L	M		On End	On Periphery		
AJU16-MD14	**AJU16-AMD14**	16	8.5	28	M8	2	CPMT080204Z	CCMT060204	④	0.05
AJU17-MD14	**AJU17-AMD14**	17	8.5	28	M8	2				0.05
AJU20-MD18	**AJU20-AMD18**	20	10.5	32	M10	2	CPMT090204Z	CCMT060204	⑤	0.07
AJU21-MD18	**AJU21-AMD18**	21	10.5	32	M10	2				0.07
AJU25-MD23	**AJU25-AMD23**	25	12.5	38	M12	2	CPMT120308Z	CPMT090308	⑥	0.12
AJU26-MD23	**AJU26-AMD23**	26	12.5	38	M12	2				0.12
AJU32-MD29	**AJU32-AMD29**	32	17	43	M16	2	CPMT160408Z	CPMT120408	⑦	0.24
AJU33-MD29	**AJU33-AMD29**	33	17	43	M16	2				0.25

Insert		Spare parts	Screw	Screw	Wrench	Wrench
On End	On Periphery					
--	CCMT060204	①	MS2505C	--	ETF07	--
--	CCMT060204	②	MS2506C	--	ETF07	--
--	CPMT080204Z	③	MS2506C	--	ETF07	--
CPMT080204Z	CCMT060204	④	MS2506C	MS2506C	ETF07	--
CPMT090204Z	CCMT060204	⑤	MS3507A	MS2506C	ETF15	ETF07
CPMT120308Z	CPMT090308	⑥	MS4009A	MS4009A	ETF15	--
CPMT160408Z	CPMT120408	⑦	MS5011A	MS5011A	ETF20	--

被切削材 Workpiece material			
	Steel 鋼	P	●
	Stainless steel 不銹鋼	M	●
	Cast iron 鑄鐵	K	
	Non-ferrous metal 非鐵金屬	N	

Insert Shape	Description	GRADE 材質 Coated 塗層 CY250	Dimensions,mm S	A	Re	d1	θ°
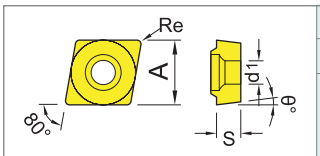	**CCMT060204**	●	2.38	6.35	0.4	2.8	7
	CPMT090308	●	3.18	9.525	0.8	4.4	11
	CPMT120408	●	4.76	12.7	0.8	5.5	11
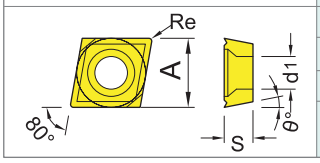	**CPMT080204Z**	●	2.38	7.94	0.4	2.8	11
	CPMT090204Z	●	2.38	9.525	0.4	4	11
	CPMT120308Z	●	3.18	12.7	0.8	4.5	11
	CPMT160408Z	●	4.76	15.875	0.8	5.5	11

Item code		Dimensions,mm				Teeth	Insert	Spare parts	Weight Kg
無水孔Non-coolant	水孔Coolant	D	d	L	L1				
VAX11-354-S32-200		35	32	200	32	4	R390-11T3..	①	1.26
VAX11-354-S32-250		35	32	250	32	4			1.58
VAX17-252-S25-150		25	25	150	32	2	R390-1704..	②	0.58
VAX17-252-S25-200		25	25	200	32	2			0.77
VAX17-262-S25-150		26	25	150	32	2			0.58
VAX17-262-S25-200		26	25	200	32	2			0.77
VAX17-262-S25-250		26	25	250	32	2			0.96
VAX17-323-S32-150		32	32	150	35	3			0.95
VAX17-323-S32-200		32	32	200	35	3			1.26
VAX17-333-S32-150		33	32	150	35	3			0.95
VAX17-333-S32-200		33	32	200	35	3			1.26
VAX17-333-S32-250		33	32	250	35	3			1.58

Insert	Spare parts	Screw	Wrench
R390-11T3..	①	MS2506B	ETF09
R390-1704..	②	MS3509A	ETF15

被切削材 Workpiece material				
	Steel 鋼	P	●	●
	Stainless steel 不銹鋼	M		
	Cast iron 鑄鐵	K		
	Non-ferrous metal 非鐵金屬	N	●	

Insert Shape	Description	GRADE 材質 Coated 塗層		Dimensions,mm			
		1025	4240	A	B	S	Re
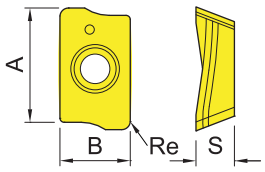	**R390-11T308E-PL**	●		11	6.8	3.59	0.8
	R390-11T308M-PM		●				
	R390-170408M-PL		●	17	9.6	4.76	0.8
	R390-170408M-PM		●				

VAX 直角端銑刀
SHOULDER / CUTTING END MILLS (VAX)

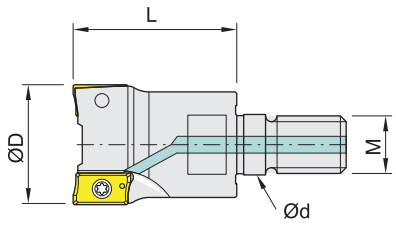

Item code		Dimensions,mm				Teeth	Insert	Spare parts	Weight Kg
無水孔Non-coolant	水孔Coolant	D	d	L	M				
VAX11-162-MD14		16	8.5	26	M8	2	R390-11T3..	①	0.05
VAX11-172-MD14		17	8.5	26	M8	2			0.05
VAX11-202-MD18		20	10.5	30	M10	2			0.07
VAX11-203-MD18		20	10.5	30	M10	3			0.07
VAX11-212-MD18		21	10.5	30	M10	2			0.07
VAX11-213-MD18		21	10.5	30	M10	3			0.07
VAX11-253-MD23	**VAX11-253-AMD23**	25	12.5	35	M12	3			0.12
VAX11-254-MD23		25	12.5	35	M12	4			0.12
VAX11-263-MD23	**VAX11-263-AMD23**	26	12.5	35	M12	3			0.12
VAX11-264-MD23		26	12.5	35	M12	4			0.12
VAX11-324-MD29		32	17	43	M16	4			0.24
VAX11-325-MD29		32	17	43	M16	5			0.24
VAX11-334-MD29		33	17	43	M16	4			0.25
VAX11-335-MD29		33	17	43	M16	5			0.24
VAX11-354-MD29		35	17	43	M16	4			0.26
VAX11-355-MD29		35	17	43	M16	5			0.25
VAX17-252-MD23		25	12.5	35	M12	2	R390-1704..	②	0.12
VAX17-262-MD23		26	12.5	35	M12	2			0.12
VAX17-323-MD29		32	17	43	M16	3			0.24
VAX17-333-MD29		33	17	43	M16	3			0.24

溝加工 | 側面加工 | 平面加工

Ø 50
Ø 52
Ø 62
Ø 63
Ø 80

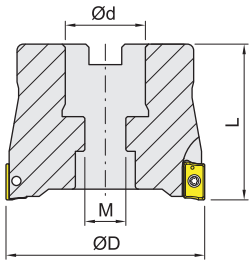

Ø 100

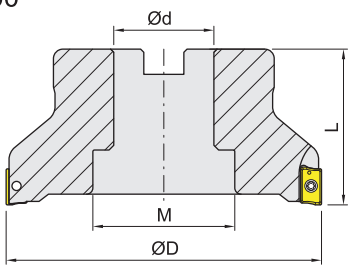

Metric

Item code	Dimensions,mm D	d	L	M	Teeth	Insert	Spare parts	Weight Kg
NEW VAX11-04006-16.0	40	16.0	40	9	6	R390-11T3..	①	0.22
VAX11-05005-22.0	50	22.0	40	11	5			0.46
VAX11-05007-22.0	50	22.0	40	11	7			0.40
NEW VAX11-06308-22.0	63	22.0	40	11	8			0.59
VAX17-05004-22.0	50	22.0	50	11	4	R390-1704..	②	0.46

Inch

Item code	Dimensions,mm D	d	L	M	Teeth	Insert	Spare parts	Weight Kg
VAX11-05005-25.4	50	25.4	50	13	5	R390-11T3..	①	0.44
VAX11-05007-25.4	50	25.4	50	13	7			0.42
VAX11-06308-25.4	63	25.4	50	13	8			0.79
VAX11-08009-25.4	80	25.4	50	13	9			1.37
VAX11-10011-31.75	100	31.75	50	45	11			1.54
VAX17-05004-25.4	50	25.4	50	13	4	R390-1704..	②	0.47
VAX17-05005-25.4	50	25.4	50	13	5			0.45
VAX17-05205-25.4	52	25.4	50	13	5			0.50
VAX17-06206-25.4	62	25.4	50	13	6			0.68
VAX17-06306-25.4	63	25.4	50	13	6			0.69
VAX17-08006-25.4	80	25.4	50	13	6			1.16

Insert	Spare parts	Screw	Wrench
R390-11T3..	①	MS2506B	ETF09
R390-1704..	②	MS3509A	ETF15

被切削材 Workpiece material				
	Steel 鋼	P	●	●
	Stainless steel 不銹鋼	M		
	Cast iron 鑄鐵	K		
	Non-ferrous metal 非鐵金屬	N	●	

Insert Shape	Description	GRADE 材質 Coated 塗層 1025	4240	Dimensions,mm A	B	S	Re
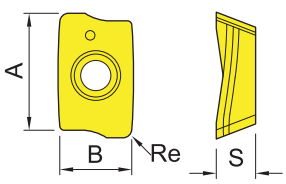	R390-11T308E-PL	●		11	6.8	3.59	0.8
	R390-11T308M-PM		●				
	R390-170408M-PL		●	17	9.6	4.76	0.8
	R390-170408M-PM		●				

TPS 直角端銑刀
SHOULDER / CUTTING END MILLS (TPS)

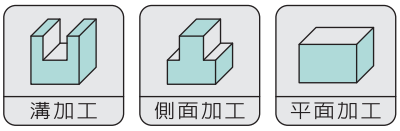

FIG-1

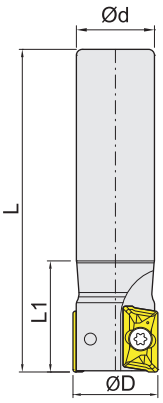

FIG-2

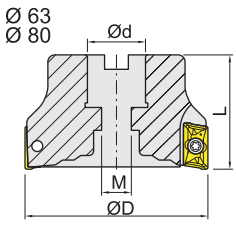

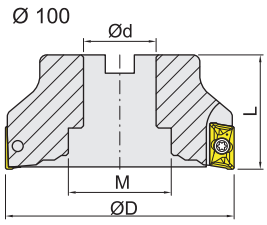

FIG-1 Item code	Dimensions,mm				Teeth	Insert	Screw	Wrench	Weight Kg
	D	d	L	L1					
TPS17-252-S25-100	25	25	100	35	2	ASMT1705..	MS4009A	ETF15	0.39
TPS17-252-S25-150	25	25	150	35	2				0.58
TPS17-252-S25-200	25	25	200	35	2				0.77
TPS17-252-S25-250	25	25	250	35	2				0.96
TPS17-323-S32-150	32	32	150	40	3				0.95
TPS17-323-S32-200	32	32	200	40	3				1.26
TPS17-323-S32-250	32	32	250	40	3				1.58

Inch

FIG-2 Item code	Dimensions,mm				Teeth	Insert	Screw	Wrench	Weight Kg
	D	d	L	M					
TPS17-R06305-25.4	63	25.4	50	13	5	ASMT1705..	MS4011A	ETF15	0.80
TPS17-R08006-25.4	80	25.4	50	13	6				1.20
TPS17-R10007-31.75	100	31.75	50	45	7				1.51

被切削材 Workpiece material					
	Steel 鋼	P	●	●	●
	Stainless steel 不銹鋼	M			
	Cast iron 鑄鐵	K	●		
	Non-ferrous metal 非鐵金屬	N			

Insert Shape	Description	GRADE 材質 Coated 塗層			Dimensions,mm			
		AH120	T3130	NS740	A	B	S	Re
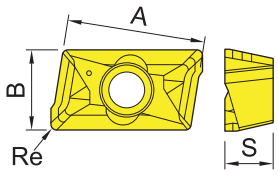	**ASMT170504-MJ**	○	○	○	16.9	9.8	5.6	0.4
	ASMT170508-MJ	●	○	○				0.8
	ASMT170512-MJ	○						1.2
	ASMT170516-MJ	○		○				1.6

SHAN GIN

鑽銑刀

BORING & MILLING CUTTER

AQX 鑽銑刀
BORING & MILLING CUTTER (AQX)

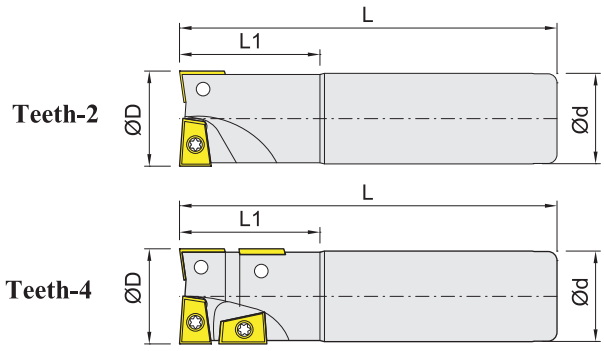

Item code	Dimensions,mm				Teeth	Insert	Spare parts	Weight Kg
	D	d	L	L1				
AQXR162-S16-150	16	16	150	30	2	QO..0830R..	①	0.24
AQXR162-S16-200	16	16	200	30	2			0.32
AQXR172-S16-150	17	16	150	25	2			0.24
AQXR172-S16-200	17	16	200	25	2			0.32
AQXR202-S20-150	20	20	150	35	2	QO..1035R..	②	0.37
AQXR202-S20-200	20	20	200	35	2			0.49
AQXR212-S20-150	21	20	150	32	2			0.37
AQXR212-S20-200	21	20	200	32	2			0.49
AQXR252-S25-150	25	25	150	40	2	QO..1342R..	③	0.58
AQXR252-S25-200	25	25	200	40	2			0.77
AQXR252-S25-250	25	25	250	40	2			0.96
AQXR262-S25-150	26	25	150	30	2			0.58
AQXR262-S25-200	26	25	200	30	2			0.77
AQXR262-S25-250	26	25	250	30	2			0.96
AQXR322-S32-150	32	32	150	45	2	QO..1651R..	④	0.95
AQXR322-S32-200	32	32	200	45	2			1.26
AQXR322-S32-250	32	32	250	45	2			1.58
AQXR322-S32-300	32	32	300	45	2			1.89
AQXR332-S32-150	33	32	150	38	2			0.95
AQXR332-S32-200	33	32	200	38	2			1.26
AQXR332-S32-250	33	32	250	38	2			1.58
AQXR332-S32-300	33	32	300	38	2			1.89
AQXR334-S32-150	33	32	150	50	4			0.95
AQXR334-S32-200	33	32	200	50	4			1.26
AQXR334-S32-250	33	32	250	50	4			1.58
AQXR334-S32-300	33	32	300	50	4			1.89
AQXR352-S32-200	35	32	200	50	2	QO..1856R..	⑤	1.26
AQXR402-S32-160	40	32	160	50	2	QO..2062R..	⑥	1.01

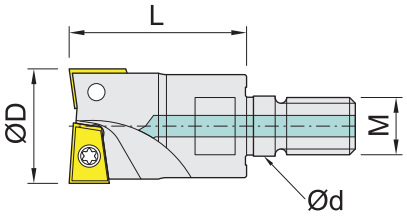

Item code		Dimensions,mm				Teeth	Insert	Spare parts	Weight Kg
無水孔Non-coolant	水孔Coolant	D	d	L	M				
AQXR162-MD14	**AQXR162-AMD14**	16	8.5	25	M8	2	QO..0830R..	①	0.05
AQXR172-MD14	**AQXR172-AMD14**	17	8.5	25	M8	2			0.05
AQXR202-MD18	**AQXR202-AMD18**	20	10.5	32	M10	2	QO..1035R..	②	0.07
AQXR212-MD18	**AQXR212-AMD18**	21	10.5	32	M10	2			0.07
AQXR252-MD23	**AQXR252-AMD23**	25	12.5	35	M12	2	QO..1342R..	③	0.12
AQXR262-MD23	**AQXR262-AMD23**	26	12.5	35	M12	2			0.12
AQXR322-MD29	**AQXR322-AMD29**	32	17	43	M16	2	QO..1651R..	④	0.25
AQXR332-MD29	**AQXR332-AMD29**	33	17	43	M16	2			0.25

Insert	Spare parts	Screw	Wrench
QO..0830R..	①	MS2205A	ETF07
QO..1035R..	②	MS2506A	ETF09
QO..1342R..	③	MS3008A	ETF09
QO..1651R..	④	MS4009A	ETF15
QO..1856R..	⑤	MS4011G	ETF15
QO..2062R..	⑥	MS5011A	ETF20

被切削材 Workpiece material					
	Steel 鋼	P	●	●	
	Stainless steel 不銹鋼	M	●	●	
	Cast iron 鑄鐵	K		●	●
	Non-ferrous metal 非鐵金屬	N			●

Insert Shape	Description	GRADE 材質			Dimensions,mm			
		Coated 塗層		Cemented Carbide 硬質合金				
		NM749	NW948	NM304	A	B	S	Re
	QOMT0830R-M2	○	●		8.4	5.5	3.0	0.8
	QOMT1035R-M2	○	●		10.6	7.0	3.5	0.8
	QOMT1342R-M2	●	○		13.1	8.7	4.2	0.8
	QOMT1651R-M2	○	●		16.5	11.0	5.1	0.8
	QOMT1856R-M2	●	○		18.0	12.0	5.6	0.8
	QOMT2062R-M2	○	●		20.4	13.6	6.2	0.8
	QOGT0830R-G1		●	●	8.4	5.5	3.0	0.4
	QOGT1035R-G1		●	●	10.6	7.0	3.5	0.4
	QOGT1342R-G1		●	●	13.1	8.7	4.2	0.4
	QOGT1651R-G1		●	●	16.5	11.0	5.1	0.4
	QOGT1856R-G1		○		18.0	12.0	5.6	0.4
	QOGT2062R-G1		○		20.4	13.6	6.2	0.4

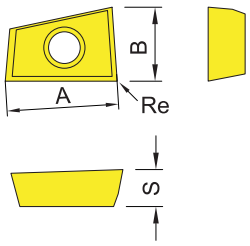

AJU 鑽銑刀
BORING & MILLING CUTTER (AJU)

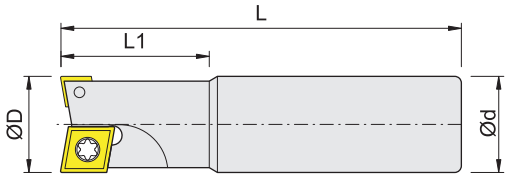

Item code	Dimensions,mm				Teeth	Insert		Spare parts	Weight Kg
	D	d	L	L1		On End	On Periphery		
C10-DM08-130	8	10	130	25	1	–	CCMT060204	①	0.08
C10-DM10-130	10	10	130	25	1			②	0.08
C10-DM10-150	10	10	150	25	1				0.09
C10-DM11-130	11	10	130	16	1				0.08
C10-DM11-150	11	10	150	16	1				0.09
C12-DM12-150	12	12	150	30	1	–	CPMT080204Z	③	0.13
C12-DM13-150	13	12	150	20	1				0.13
C16-DM16-150	16	16	150	30	2	CPMT080204Z	CCMT060204	④	0.24
C16-DM16-200	16	16	200	30	2				0.32
C16-DM17-150	17	16	150	25	2				0.24
C16-DM17-200	17	16	200	25	2				0.32
C20-DM20-150	20	20	150	30	2	CPMT090204Z	CCMT060204	⑤	0.37
C20-DM20-200	20	20	200	30	2				0.49
C20-DM21-150	21	20	150	30	2				0.37
C20-DM21-200	21	20	200	30	2				0.49
C25-DM25-150	25	25	150	40	2	CPMT120308Z	CPMT090308	⑥	0.58
C25-DM25-200	25	25	200	40	2				0.77
C25-DM25-250	25	25	250	40	2				0.96
C25-DM26-150	26	25	150	35	2				0.58
C25-DM26-200	26	25	200	35	2				0.77
C25-DM26-250	26	25	250	35	2				0.96
C32-DM32-150	32	32	150	40	2	CPMT160408Z	CPMT120408	⑦	0.95
C32-DM32-200	32	32	200	40	2				1.26
C32-DM32-250	32	32	250	40	2				1.58
C32-DM32-300	32	32	300	40	2				1.89
C32-DM33-150	33	32	150	40	2				0.95
C32-DM33-200	33	32	200	40	2				1.26
C32-DM33-250	33	32	250	40	2				1.58
C32-DM33-300	33	32	300	40	2				1.89

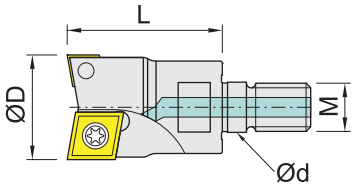

Item code		Dimensions,mm				Teeth	Insert		Spare parts	Weight Kg
無水孔Non-coolant	水孔Coolant	D	d	L	L1		On End	On Periphery		
AJU16-MD14	**AJU16-AMD14**	16	8.5	28	M8	2	CPMT080204Z	CCMT060204	④	0.05
AJU17-MD14	**AJU17-AMD14**	17	8.5	28	M8	2				0.05
AJU20-MD18	**AJU20-AMD18**	20	10.5	32	M10	2	CPMT090204Z	CCMT060204	⑤	0.07
AJU21-MD18	**AJU21-AMD18**	21	10.5	32	M10	2				0.07
AJU25-MD23	**AJU25-AMD23**	25	12.5	38	M12	2	CPMT120308Z	CPMT090308	⑥	0.12
AJU26-MD23	**AJU26-AMD23**	26	12.5	38	M12	2				0.12
AJU32-MD29	**AJU32-AMD29**	32	17	43	M16	2	CPMT160408Z	CPMT120408	⑦	0.24
AJU33-MD29	**AJU33-AMD29**	33	17	43	M16	2				0.25

Insert		Spare parts	Screw	Screw	Wrench	Wrench
On End	On Periphery					
--	CCMT060204	①	MS2505C	--	ETF07	--
--	CCMT060204	②	MS2506C	--	ETF07	--
--	CPMT080204Z	③	MS2506C	--	ETF07	--
CPMT080204Z	CCMT060204	④	MS2506C	MS2506C	ETF07	--
CPMT090204Z	CCMT060204	⑤	MS3507A	MS2506C	ETF15	ETF07
CPMT120308Z	CPMT090308	⑥	MS4009A	MS4009A	ETF15	--
CPMT160408Z	CPMT120408	⑦	MS5011A	MS5011A	ETF20	--

被切削材 Workpiece material			
	Steel 鋼	P	●
	Stainless steel 不銹鋼	M	●
	Cast iron 鑄鐵	K	
	Non-ferrous metal 非鐵金屬	N	

Insert Shape	Description	GRADE 材質 Coated 塗層 CY250	Dimensions,mm S	A	Re	d1	θ°
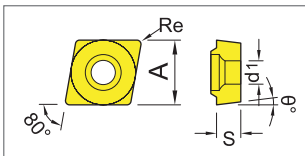	**CCMT060204**	●	2.38	6.35	0.4	2.8	7
	CPMT090308	●	3.18	9.525	0.8	4.4	11
	CPMT120408	●	4.76	12.7	0.8	5.5	11
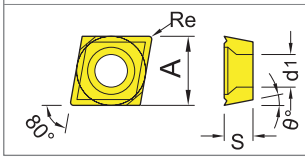	**CPMT080204Z**	●	2.38	7.94	0.4	2.8	11
	CPMT090204Z	●	2.38	9.525	0.4	4	11
	CPMT120308Z	●	3.18	12.7	0.8	4.5	11
	CPMT160408Z	●	4.76	15.875	0.8	5.5	11

ASJ 鑽銑刀
BORING & MILLING CUTTER (ASJ)

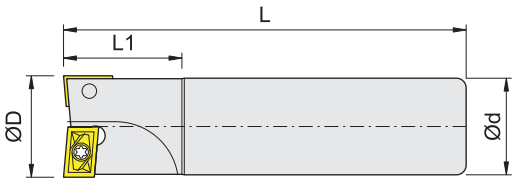

Item code	Dimensions,mm				No of Flute		Insert		Spare parts	Weight Kg
	D	d	L	L1	End	Periphery	On End	On Periphery		
ASJ202-S20-150	20	20	150	25	1	1	ADMT1003..L	ACMT1003..R	①	0.37
ASJ202-S20-200	20	20	200	25	1	1				0.49
ASJ212-S20-150	21	20	150	25	1	1				0.37
ASJ212-S20-200	21	20	200	25	1	1				0.49
ASJ252-S25-150	25	25	150	30	1	1	ADMT12T3..L	APMT12T3..R	②	0.58
ASJ252-S25-200	25	25	200	30	1	1				0.77
ASJ262-S25-150	26	25	150	30	1	1				0.58
ASJ262-S25-200	26	25	200	30	1	1				0.77
ASJ262-S25-250	26	25	250	30	1	1				0.96
ASJ322-S32-150	32	32	150	40	1	1	APMT1604..L	APMT1504..R	③	0.95
ASJ322-S32-200	32	32	200	40	1	1				1.26
ASJ322-S32-250	32	32	250	40	1	1				1.58
ASJ332-S32-150	33	32	150	30	1	1				0.95
ASJ332-S32-200	33	32	200	30	1	1				1.26
ASJ332-S32-250	33	32	250	30	1	1				1.58
ASJ332-S32-300	33	32	300	30	1	1				1.89
ASJ352-S32-150	35	32	150	35	1	1	APMT1704..L	APMT1504..R	④	0.95
ASJ352-S32-200	35	32	200	35	1	1				1.26
ASJ352-S32-250	35	32	250	35	1	1				1.58
ASJ352-S32-300	35	32	300	35	1	1				1.89

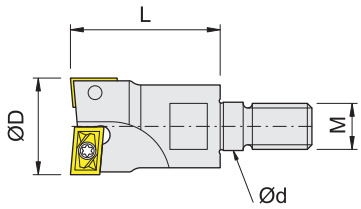

Item code	Dimensions,mm				No of Flute		Insert		Spare parts	Weight Kg
	D	d	L	M	End	Periphery	On End	On Periphery		
ASJ202-MD18	20	10.5	30	M10	1	1	ADMT1003..L	ACMT1003..R	①	0.07
ASJ212-MD18	21	10.5	30	M10	1	1				0.07
ASJ252-MD23	25	12.5	35	M12	1	1	ADMT12T3..L	APMT12T3..R	②	0.12
ASJ262-MD23	26	12.5	35	M12	1	1				0.12
ASJ322-MD29	32	17	43	M16	1	1	APMT1604..L	APMT1504..R	③	0.24
ASJ332-MD29	33	17	43	M16	1	1				0.25
ASJ352-MD29	35	17	43	M16	1	1	APMT1704..L	APMT1504..R	④	0.25
ASJ402-MD29	40	17	43	M16	1	1	APMT1905..L	APMT1504..R	⑤	0.40

Insert		Spare parts	Screw	Wrench
On End	On Periphery			
ADMT1003..L	ACMT1003..R	①	MS2506A	ETF09
ADMT12T3..L	APMT12T3..R	②	MS3008A	ETF09
APMT1604..L	APMT1504..R	③	MS4011A	ETF15
APMT1704..L	APMT1504..R	④	MS4011A	ETF15
APMT1905..L	APMT1504..R	⑤	MS4011A	ETF15

被切削材 Workpiece material				
	Steel 鋼	P	●	
	Stainless steel 不銹鋼	M	●	
	Cast iron 鑄鐵	K		●
	Non-ferrous metal 非鐵金屬	N		

Insert Shape	Description	GRADE 材質 Coated 塗層		Dimensions,mm				
		CY250	CY100H	A	B	S	Re	θ°
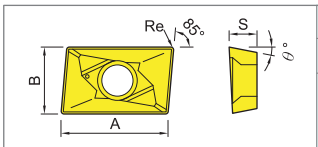 外刃 Periphery Insert	**ACMT100308R**	●		10.10	6.35	3.40	0.8	7
	APMT12T308R	●		13.14	7.93	3.90	0.8	11
	APMT150408R	●		15.88	9.53	4.76	0.8	11
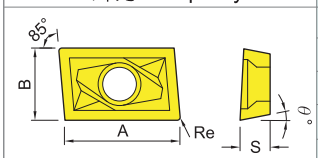 底刃 End Insert	**ADMT100308L**	●		10.40	6.35	3.18	0.8	15
	ADMT12T308L	●		12.60	7.93	3.90	0.8	15
	APMT160408L	●		16.45	9.53	4.76	0.8	11
	APMT170408L	●		17.60	9.53	4.76	0.8	11
	APMT190508L	●		19.60	10.00	5.00	0.8	11

ASJ 鑽銑刀
BORING & MILLING CUTTER (ASJ)

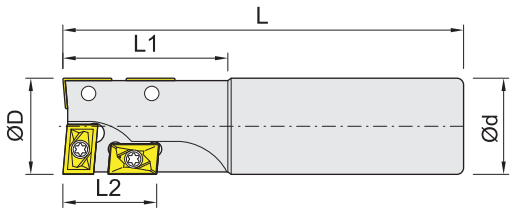

Item code	Dimensions,mm					No of Flute		Insert		Spare parts	Weight Kg
	D	d	L	L1	L2	End	Periphery	On End	On Periphery		
ASJ204-S20-150	20	20	150	35	20	1	3	ADMT1003..L	ACMT1003..R	①	0.37
ASJ204-S20-200	20	20	200	35	20	1	3				0.49
ASJ214-S20-150	21	20	150	35	20	1	3				0.37
ASJ214-S20-200	21	20	200	35	20	1	3				0.49
ASJ254-S25-150	25	25	150	40	25	1	3	ADMT12T3..L	APMT12T3..R	②	0.58
ASJ254-S25-200	25	25	200	40	25	1	3				0.77
ASJ254-S25-250	25	25	250	40	25	1	3				0.96
ASJ264-S25-150	26	25	150	40	25	1	3				0.58
ASJ264-S25-200	26	25	200	40	25	1	3				0.77
ASJ264-S25-250	26	25	250	40	25	1	3				0.96
ASJ324-S32-150	32	32	150	50	35	1	3	APMT1604..L	APMT1504..R	③	0.95
ASJ324-S32-200	32	32	200	50	35	1	3				1.26
ASJ324-S32-250	32	32	250	50	35	1	3				1.58
ASJ324-S32-300	32	32	300	50	35	1	3				1.89
ASJ334-S32-150	33	32	150	50	35	1	3				0.95
ASJ334-S32-200	33	32	200	50	35	1	3				1.26
ASJ334-S32-250	33	32	250	50	35	1	3				1.58
ASJ354-S32-150	35	32	150	60	35	1	3	APMT1704..L	APMT1504..R	④	0.95
ASJ354-S32-200	35	32	200	60	35	1	3				1.26
ASJ354-S32-250	35	32	250	60	35	1	3				1.58
ASJ354-S32-300	35	32	300	60	35	1	3				1.89

Insert		Spare parts	Screw	Wrench
On End	On Periphery			
ADMT1003..L	ACMT1003..R	①	MS2506A	ETF09
ADMT12T3..L	APMT12T3..R	②	MS3008A	ETF09
APMT1604..L	APMT1504..R	③	MS4011A	ETF15
APMT1704..L	APMT1504..R	④	MS4011A	ETF15

被切削材 Workpiece material				
	Steel 鋼	P	●	
	Stainless steel 不銹鋼	M	●	
	Cast iron 鑄鐵	K		●
	Non-ferrous metal 非鐵金屬	N		

Insert Shape	Description	GRADE 材質 Coated 塗層		Dimensions,mm				
		CY250	CY100H	A	B	S	Re	θ°
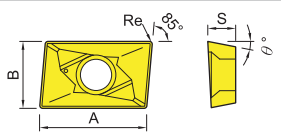 外刃 Periphery Insert	**ACMT100308R**	●		10.10	6.35	3.40	0.8	7
	APMT12T308R	●		13.14	7.93	3.90	0.8	11
	APMT150408R	●		15.88	9.53	4.76	0.8	11
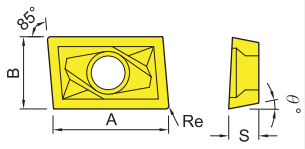 底刃 End Insert	**ADMT100308L**	●		10.40	6.35	3.18	0.8	15
	ADMT12T308L	●		12.60	7.93	3.90	0.8	15
	APMT160408L	●		16.45	9.53	4.76	0.8	11
	APMT170408L	●		17.60	9.53	4.76	0.8	11
	APMT190508L	●		19.60	10.00	5.00	0.8	11

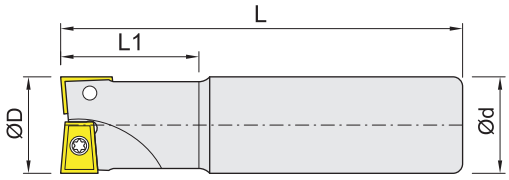

Item code	Dimensions,mm				Teeth	Insert	Spare parts	Weight Kg
	D	d	L	L1				
PG20-S20-150	20	20	150	30	2	PG100308N-81	①	0.37
PG20-S20-200	20	20	200	30	2			0.49
PG21-S20-150	21	20	150	25	2			0.37
PG21-S20-200	21	20	200	25	2			0.49
PG25-S25-150	25	25	150	40	2	PG130408N-81	②	0.58
PG25-S25-200	25	25	200	40	2			0.77
PG26-S25-150	26	25	150	30	2			0.58
PG26-S25-200	26	25	200	30	2			0.77
PG32-S32-150	32	32	150	45	2	PG160408N-81	③	0.95
PG32-S32-200	32	32	200	45	2			1.26
PG32-S32-250	32	32	250	45	2			1.58
PG33-S32-150	33	32	150	35	2			0.95
PG33-S32-200	33	32	200	35	2			1.26
PG33-S32-250	33	32	250	35	2			1.58

Insert	Spare parts	Screw	Wrench
PG100308N-81	①	MS2506A	ETF09
PG130408N-81	②	MS3008A	ETF09
PG160408N-81	③	MS4011A	ETF15

被切削材 Workpiece material			
	Steel 鋼	P	●
	Stainless steel 不銹鋼	M	●
	Cast iron 鑄鐵	K	●
	Non-ferrous metal 非鐵金屬	N	●

Insert Shape	Description	GRADE 材質 Coated 塗層 5020	Dimensions,mm A	B	S	Re
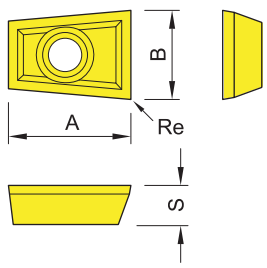	**PG100308N-81**	●	10.5	7.5	3.4	0.8
	PG130408N-81	●	13	9.4	4.5	0.8
	PG160408N-81	○	16.52	11.4	4.76	0.8

RT 鑽銑刀
BORING & MILLING CUTTER (RT)

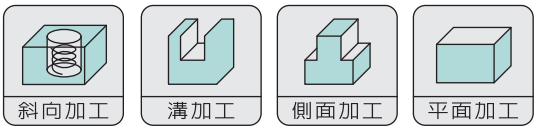

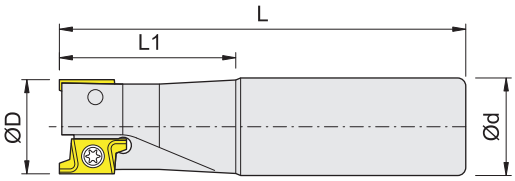

Item code	Dimensions,mm				Teeth	Insert	Spare parts	Weight Kg
	D	d	L	L1				
RT07-D061-S10-100	6	10	100	20	1	RT-0702 ..	①	0.06
RT07-D081-S10-100	8	10	100	20	1			0.06
RT07-D091-S10-100	9	10	100	20	1			0.06
RT07-D102-S10-100	10	10	100	25	2			0.06
RT07-D102-S10-150	10	10	150	25	2			0.09
RT07-D112-S10-100	11	10	100	20	2			0.06
RT07-D112-S10-150	11	10	150	20	2			0.09
RT07-D122-S12-100	12	12	100	25	2	RT-0702 ..	②	0.09
RT07-D122-S12-150	12	12	150	25	2			0.13
RT07-D132-S12-100	13	12	100	20	2			0.09
RT07-D132-S12-150	13	12	150	20	2			0.13
RT07-D163-S16-150	16	16	150	30	3			0.24
RT07-D163-S16-200	16	16	200	30	3			0.32
RT07-D173-S16-150	17	16	150	25	3			0.24
RT07-D173-S16-200	17	16	200	25	3			0.32
RT07-D204-S20-150	20	20	150	35	4			0.37
RT07-D204-S20-200	20	20	200	35	4			0.49
RT07-D214-S20-150	21	20	150	25	4			0.37
RT07-D214-S20-200	21	20	200	25	4			0.49
RT10-D162-S16-150	16	16	150	30	2	RT-1003 ..	③	0.24
RT10-D162-S16-200	16	16	200	30	2			0.32
RT10-D172-S16-150	17	16	150	25	2			0.24
RT10-D172-S16-200	17	16	200	25	2			0.32
RT10-D202-S20-150	20	20	150	35	2			0.37
RT10-D202-S20-200	20	20	200	35	2			0.49
RT10-D203-S20-150	20	20	150	35	3			0.37
RT10-D203-S20-200	20	20	200	35	3			0.49
RT10-D212-S20-150	21	20	150	30	2			0.37
RT10-D212-S20-200	21	20	200	30	2			0.49
RT10-D213-S20-150	21	20	150	30	3			0.37
RT10-D213-S20-200	21	20	200	30	3			0.49
RT10-D252-S25-150	25	25	150	40	2			0.58
RT10-D252-S25-200	25	25	200	40	2			0.77
RT10-D253-S25-150	25	25	150	40	3			0.58
RT10-D253-S25-200	25	25	200	40	3			0.77
RT10-D253-S25-250	25	25	250	40	3			0.96

Item code	Dimensions,mm				Teeth	Insert	Spare parts	Weight Kg
	D	d	L	L1				
RT10-D262-S25-150	26	25	150	30	2	RT-1003 ..	③	0.58
RT10-D262-S25-200	26	25	200	30	2			0.77
RT10-D263-S25-150	26	25	150	30	3			0.58
RT10-D263-S25-200	26	25	200	30	3			0.77
RT10-D263-S25-250	26	25	250	30	3			0.96
RT10-D324-S32-150	32	32	150	40	4			0.95
RT10-D324-S32-200	32	32	200	40	4			1.26
RT10-D324-S32-250	32	32	250	40	4			1.58
RT10-D324-S32-300	32	32	300	40	4			1.89
RT10-D325-S32-150	32	32	150	40	5			0.95
RT10-D325-S32-200	32	32	200	40	5			1.26
RT10-D325-S32-250	32	32	250	40	5			1.58
RT10-D325-S32-300	32	32	300	40	5			1.89
RT10-D334-S32-150	33	32	150	35	4			0.95
RT10-D334-S32-200	33	32	200	35	4			1.26
RT10-D334-S32-250	33	32	250	35	4			1.58
RT10-D334-S32-300	33	32	300	35	4			1.89
RT10-D335-S32-150	33	32	150	35	5			0.95
RT10-D335-S32-200	33	32	200	35	5			1.26
RT10-D335-S32-250	33	32	250	35	5			1.58
RT10-D335-S32-300	33	32	300	35	5			1.89
RT10-D354-S32-150	35	32	150	35	4			0.95
RT10-D354-S32-200	35	32	200	35	4			1.26
RT10-D354-S32-250	35	32	250	35	4			1.58
RT10-D354-S32-300	35	32	300	35	4			1.89
RT10-D355-S32-150	35	32	150	35	5			0.95
RT10-D355-S32-200	35	32	200	35	5			1.26
RT10-D355-S32-250	35	32	250	35	5			1.58
RT10-D355-S32-300	35	32	300	35	5			1.89

Insert	Spare parts	Screw	Wrench
RT-0702 ..	①	MS2004A	ETF06
RT-0702 ..	②	MS2005A	ETF06
RT-1003 ..	③	MS2506B	ETF09

被切削材 Workpiece material				
	Steel 鋼	P	●	
	Stainless steel 不銹鋼	M	●	●
	Cast iron 鑄鐵	K	●	●
	Non-ferrous metal 非鐵金屬	N	●	

Insert Shape	Description	GRADE 材質 Coated 塗層		Dimensions,mm				
		5020	2003	D	S	L	Re	W
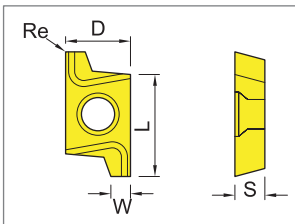	**RT070204 R-11**	●	○	4.3	2.38	6.4	0.4	1.1
	RT070204 R-81	●	○	4.3	2.38	6.4	0.4	1.1
	RT100304 R-81	●		6.35	3.4	9.1	0.4	1.8
	RT100308 R-81	○		6.35	3.4	9.1	0.8	1.8

RT 鑽銑刀
BORING & MILLING CUTTER (RT)

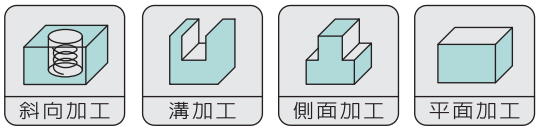

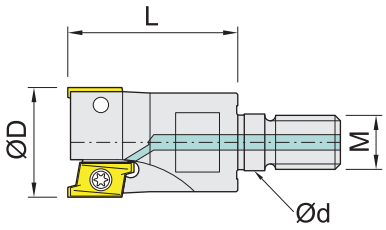

Item code		Dimensions,mm				Teeth	Insert	Spare parts	Weight Kg
無水孔Non-coolant	水孔Coolant	D	d	L	M				
RT07-D091-MD08		9	4.5	18	M4	1	RT-0702 ..	①	0.02
RT07-D102-MD10		10	5.5	18	M5	2			0.02
RT07-D112-MD10	**RT07-D112-AMD10**	11	5.5	18	M5	2			0.02
RT07-D122-MD11		12	6.5	20	M6	2	RT-0702 ..	②	0.03
RT07-D132-MD11	**RT07-D132-AMD11**	13	6.5	20	M6	2			0.03
RT07-D163-MD14	**RT07-D163-AMD14**	16	8.5	23	M8	3			0.04
RT07-D173-MD14	**RT07-D173-AMD14**	17	8.5	23	M8	3			0.04
RT07-D204-MD18		20	10.5	30	M10	4			0.08
RT07-D214-MD18	**RT07-D214-AMD18**	21	10.5	30	M10	4			0.08
RT10-D162-MD14	**RT10-D162-AMD14**	16	8.5	30	M8	2	RT-1003 ..	③	0.05
RT10-D172-MD14		17	8.5	30	M8	2			0.05
RT10-D202-MD18		20	10.5	30	M10	2			0.07
RT10-D203-MD18		20	10.5	30	M10	3			0.07
RT10-D212-MD18		21	10.5	30	M10	2			0.07
RT10-D213-MD18		21	10.5	30	M10	3			0.07
RT10-D253-MD23		25	12.5	35	M12	3			0.12
RT10-D263-MD23		26	12.5	35	M12	3			0.12
RT10-D264-MD23		26	12.5	35	M12	4			0.15
RT10-D324-MD29		32	17	43	M16	4			0.24
RT10-D325-MD29		32	17	43	M16	5			0.23
RT10-D334-MD29		33	17	43	M16	4			0.25
RT10-D335-MD29		33	17	43	M16	5			0.24
RT10-D354-MD29		35	17	43	M16	4			0.26
RT10-D355-MD29		35	17	43	M16	5			0.25

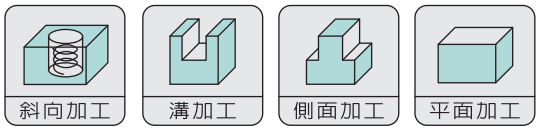

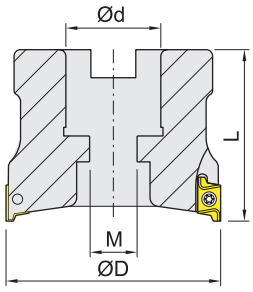

Metric

Item code	Dimensions,mm				Teeth	Insert	Spare parts	Weight Kg
	D	d	L	M				
RT10-D504-22.0	50	22.0	40	11	4	RT-1003 ..	③	0.48
RT10-D506-22.0	50	22.0	40	11	6			0.49
RT10-D507-22.0	50	22.0	40	11	7			0.49

Inch

Item code	Dimensions,mm				Teeth	Insert	Spare parts	Weight Kg
	D	d	L	M				
RT10-D634-25.4	63	25.4	50	13	4	RT-1003 ..	③	0.83
RT10-D636-25.4	63	25.4	50	13	6			0.79
RT10-D664-25.4	66	25.4	50	13	4			0.83
RT10-D666-25.4	66	25.4	50	13	6			0.80

Insert	Spare parts	Screw	Wrench
RT-0702 ..	①	MS2004A	ETF06
RT-0702 ..	②	MS2005A	ETF06
RT-1003 ..	③	MS2506B	ETF09

被切削材 Workpiece material				
	Steel 鋼	P	●	
	Stainless steel 不銹鋼	M	●	●
	Cast iron 鑄鐵	K	●	●
	Non-ferrous metal 非鐵金屬	N	●	

Insert Shape	Description	GRADE 材質 Coated 塗層		Dimensions,mm				
		5020	2003	D	S	L	Re	W
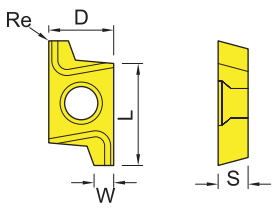	**RT070204 R-11**	●	○	4.3	2.38	6.4	0.4	1.3
	RT070204 R-81	●	○	4.3	2.38	6.4	0.4	1.3
	RT100304 R-81	●		6.35	3.4	9.1	0.4	1.8
	RT100308 R-81	○		6.35	3.4	9.1	0.8	1.8

AJX 高進給銑刀
HIGH FEED MILLING (AJX)

FIG-1

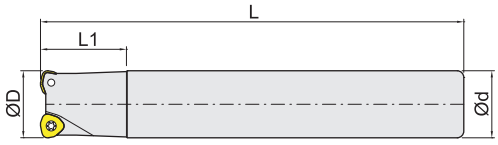

FIG-2

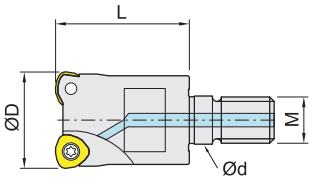

	FIG-1 Item code	Dimensions,mm				Teeth	Insert	Spare parts	Weight Kg
		D	d	L	L1				
NEW	AJX06-162-S16-150	16	16	150	30	2	JO..06T2…	①	0.24
NEW	AJX06-162-S16-200	16	16	200	30	2			0.32
NEW	AJX06-172-S16-150	17	16	150	20	2			0.24
NEW	AJX06-172-S16-200	17	16	200	20	2			0.32
	AJX06-203-S20-150	20	20	150	30	3			0.37
	AJX06-223-S20-150	22	20	150	25	3			0.37
	AJX08-202-S20-150	20	20	150	30	2	JO..0803…	②	0.37
	AJX08-202-S20-200	20	20	200	30	2			0.49
	AJX08-212-S20-150	21	20	150	20	2			0.37
	AJX08-212-S20-200	21	20	200	20	2			0.49
	AJX08-222-S20-150	22	20	150	25	2			0.37
	AJX08-222-S20-200	22	20	200	25	2			0.49
	AJX08-253-S25-150	25	25	150	35	3			0.58
	AJX08-253-S25-200	25	25	200	35	3			0.77
	AJX08-263-S25-150	26	25	150	30	3			0.58
	AJX08-263-S25-200	26	25	200	30	3			0.77
	AJX08-353-S32-150	35	32	150	30	3			0.95
	AJX08-353-S32-200	35	32	200	30	3			1.26
	AJX12-322-S32-150	32	32	150	45	2	JD..1204…	③	0.95
	AJX12-322-S32-200	32	32	200	45	2			1.26
	AJX12-322-S32-250	32	32	250	45	2			1.58
NEW	AJX12-332-S32-150	33	32	150	45	2			0.95
NEW	AJX12-332-S32-200	33	32	200	45	2			1.26
	AJX12-403-S32-150	40	32	150	35	3			0.95
	AJX12-403-S32-200	40	32	200	35	3			1.26
	AJX12-403-S32-250	40	32	250	35	3			1.58
	AJX12-403-S32-300	40	32	300	35	3			1.89
	AJX12-403-S42-150	40	42	150	70	3			1.63
	AJX12-403-S42-200	40	42	200	70	3			2.18

FIG-2 Item code		Dimensions,mm				Teeth	Insert	Spare parts	Weight Kg
無水孔Non-coolant	水孔Coolant	D	d	L	M				
AJX06-162-MD14	AJX06-162-AMD14	16	8.5	25	M8	2	JO..06T2…	①	0.04
AJX08-212-MD18		21	10.5	30	M10	2	JO..0803…	②	0.08
AJX08-253-MD23	AJX08-253-AMD23	25	12.5	35	M12	3			0.12
AJX08-263-MD23	AJX08-263-AMD23	26	12.5	35	M12	3			0.13
AJX08-283-MD23	AJX08-283-AMD23	28	12.5	35	M12	3			0.13
AJX08-323-MD29	AJX08-323-AMD29	32	17	43	M16	3			0.27
AJX08-353-MD29		35	17	43	M16	3			0.27

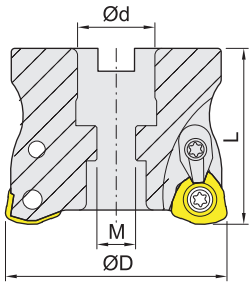

編製CAM程序時，請將AJX設為圓弧頭銑刀，此時的近似刀尖圓弧半徑RE值及切削殘留量

When using the AJX, please program the approximate radius as indicated. The approximate uncut portions for the program are as follows.

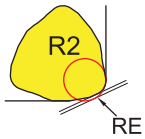

刀片大小 Item size	近似RE(mm) Approx. RE	殘留量K(mm) Remains
6	2.0	0.33
8	2.5	0.46
12	3.0	0.630
14	3.0	0.64

Metric

Item code		Dimensions,mm				Teeth	Insert	Spare parts	Weight Kg
無水孔Non-coolant	水孔Coolant	D	d	L	M				
AJX12-050A03R-22.0		50	22.0	50	11	3	JD..1204..	③	0.46
AJX12-050A04R-22.0	**AJX12-050A04R-A22.0**	50	22.0	50	11	4			0.41
AJX12-063A04R-22.0		63	22.0	50	11	4			0.76
AJX14-063A04R-22.0		63	22.0	50	11	4	JD..1405..	④	0.69

Inch

Item code		Dimensions,mm				Teeth	Insert	Spare parts	Weight Kg
無水孔Non-coolant	水孔Coolant	D	d	L	M				
AJX12-06304CR-25.4		63	25.4	50	13	4	JD..1204..	③	0.74
AJX12-06604CR-25.4		66	25.4	50	13	4			0.78
AJX12-08004CR-25.4		80	25.4	50	13	4			1.08
NEW **AJX12-08006CR-25.4**		80	25.4	50	13	6			1.06
AJX14-06304CR-25.4		63	25.4	50	13	4	JD..1405..	④	0.67
AJX14-06604CR-25.4		66	25.4	50	13	4			0.74
AJX14-08004DR-31.75		80	31.75	63	17	4			1.49
AJX14-10005DR-31.75		100	31.75	63	17	5			2.61

Insert	Spare parts	Screw	Wrench	Clamp	Wrench
JO..06T2…	①	MS2506B	ETF09	--	--
JO..0803…	②	MS3008A	ETF09	--	--
JD..1204…	③	MS4011G	--	MC35-3V	ETF15
JD..1405…	④	MS5011A	--	MC50V	ETF20

被切削材 Workpiece material				
	Steel 鋼	P	●	●
	Stainless steel 不銹鋼	M	●	
	Cast iron 鑄鐵	K	●	●
	Non-ferrous metal 非鐵金屬	N		

Insert Shape	Description	GRADE 材質 Coated 塗層		Dimensions,mm				
		NW948	JP4120	A	B	S	Re	θ°
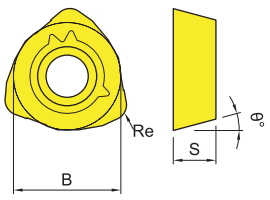	**JOMT06T215ZZSR-JM**	●			6.35	2.78	1.5	13
	JOMT080320ZZSR-JM	●			8.00	3.18	2.0	13
	JDMT120420ZDSR-JM	●			12.00	4.76	2.0	15
	JDMW140520ZDSR-FT	●			14.00	5.56	2.0	15
	WDNW120420		○		12.00	4.76	2.0	15
	WDNT140520		○		14.00	5.56	2.0	15

ASR 高進給銑刀
HIGH FEED MILLING (ASR)

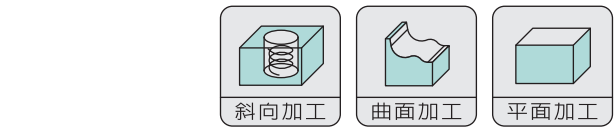

FIG-1

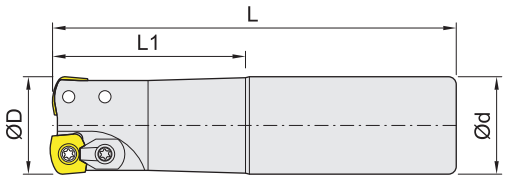

FIG-2

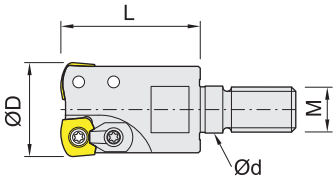

FIG-1 Item code	Dimensions,mm				Teeth	Insert	Spare parts	Weight Kg
	D	d	L	L1				
ASR20-S20-150	20	20	150	40	2	EPNW0803TN-10	①	0.37
ASR20-S20-200	20	20	200	40	2			0.49
ASR25-S25-150	25	25	150	50	2	EDNW10T3TN-10	②	0.58
ASR25-S25-200	25	25	200	50	2			0.77
ASR25-S25-250	25	25	250	50	2			0.96
ASR35S-S32-150	35	32	150	40	3			0.95
ASR35S-S32-200	35	32	200	40	3			1.26
ASR35S-S32-250	35	32	250	40	3			1.58
ASR32-S32-150	32	32	150	50	2	EDNW13T4TN-10	③	0.95
ASR32-S32-200	32	32	200	50	2			1.26
ASR32-S32-250	32	32	250	50	2			1.58
ASR35-S32-150	35	32	150	40	2			0.95
ASR35-S32-200	35	32	200	40	2			1.26
ASR35-S32-250	35	32	250	40	2			1.58
ASR35-S32-300	35	32	300	40	2			1.89

FIG-2 Item code	Dimensions,mm				Teeth	Insert	Spare parts	Weight Kg
	D	d	L	M				
ASR20-MD18	20	10.5	30	M10	2	EPNW0803TN-10	①	0.07
ASR25-MD23	25	12.5	35	M12	2	EDNW10T3TN-10	②	0.12
ASR35-MD29	35	17	43	M16	2	EDNW13T4TN-10	③	0.22

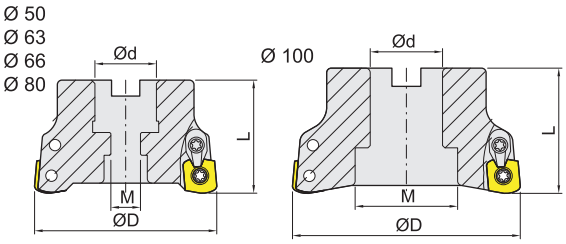

編製CAM程序時，請將ASR設為圓弧頭銑刀，此時的近似刀尖圓弧半徑RE值及切削殘留量

When using the ASR, please program the approximate radius as indicated. The approximate uncut portions for the program are as follows.

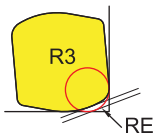

刀片大小 Item size	近似RE(mm) Approx. RE	殘留量K(mm) Remains
ED…-10	3.0	0.7
ED…-15	2.0	0.6
EP…-10	3.0	0.236

Metric

Item code	Dimensions,mm				Teeth	Insert	Spare parts	Weight Kg
	D	d	L	M				
ASR504-22.0	50	22.0	50	11	4	EDNW13T4TN-10	③	0.34
ASR664S-27.0	66	27.0	50	13	4			0.61
ASR804S-27.0	80	27.0	50	13	4			0.99
ASR805S-27.0	80	27.0	50	13	5			0.98
ASR633-22.0	63	22.0	50	11	3	EDNW15T4TN-10	④	0.69
ASR634-22.0	63	22.0	50	11	4			0.55
ASR804-27.0	80	27.0	50	13	4			0.99
ASR805-27.0	80	27.0	50	13	5			0.91

Inch

Item code	Dimensions,mm				Teeth	Insert	Spare parts	Weight Kg
	D	d	L	M				
ASR634S-25.4	63	25.4	50	13	4	EDNW13T4TN-10	③	0.57
ASR664S-25.4	66	25.4	50	13	4			0.63
ASR805SB-25.4	80	25.4	50	13	5			1.00
ASR634-25.4	63	25.4	50	13	4	EDNW15T4TN-10	④	0.52
ASR664-25.4	66	25.4	50	13	4			0.58
ASR804-25.4	80	25.4	50	13	4			1.00
ASR805-25.4	80	25.4	50	13	5			0.95
ASR1006-31.75	100	31.75	50	45	6			1.47

Insert	Spare parts	Screw	Clamp	Wrench
EPNW0803TN-10	①	MS3507A	MC35-3V	ETF15
EDNW10T3TN-10	②	MS4009B	MC35-3V	ETF15
EDNW13T4TN-10	③	MS5011A	MC50V	ETF20
EDNW15T4TN-10	④	MS5011A	MC50V	ETF20

被切削材 Workpiece material			
	Steel 鋼	P	●
	Stainless steel 不銹鋼	M	●
	Cast iron 鑄鐵	K	
	Non-ferrous metal 非鐵金屬	N	

Insert Shape	Description	GRADE 材質 Coated 塗層 CY250	Dimensions,mm			
			A	B	S	Re
	EPNW0803TN-10	●	8.1	7.94	3.18	10
	EDNW10T3TN-10	●	10.0	10.00	3.97	10
	EDNW13T4TN-10	●	13.5	12.70	5.56	10
	EDNW15T4TN-10	●	15.0	14.00	5.56	10
	EDNW13T4TN-15	○	13.5	12.70	5.56	15
	EDNW15T4TN-15	○	15.0	14.00	5.56	15

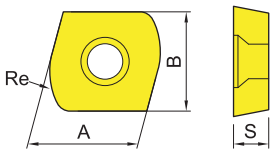

ASRS 高進給銑刀
HIGH FEED MILLING (ASRS)

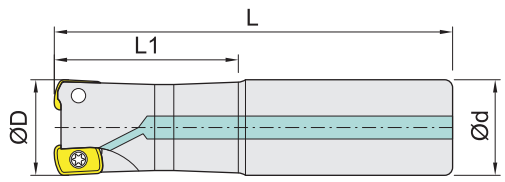

FIG-1

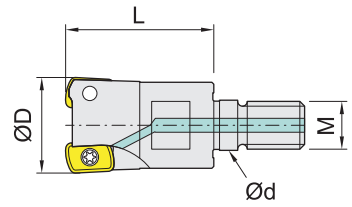

FIG-2

FIG-1 Item code		Dimensions,mm				Teeth	Insert	Spare parts	Weight Kg
無水孔Non-coolant	水孔Coolant	D	d	L	L1				
ASRS162-S16-150		16	16	150	25	2	EPMT0603TN-8	②	0.24
ASRS162-S16-200		16	16	200	25	2			0.32
ASRS172-S16-150		17	16	150	25	2			0.24
ASRS172-S16-200		17	16	200	25	2			0.32
ASRS203-S20-150	ASRS203-A20-150	20	20	150	40	3			0.37
ASRS203-S20-200	ASRS203-A20-200	20	20	200	40	3			0.49
ASRS213-S20-150	ASRS213-A20-150	21	20	150	30	3			0.37
ASRS213-S20-200	ASRS213-A20-200	21	20	200	30	3			0.49
NEW ASRS233-S20-150		23	20	150	28	3			0.37
ASRS254-S25-150	ASRS254-A25-150	25	25	150	40	4			0.49
ASRS254-S25-200	ASRS254-A25-200	25	25	200	40	4			0.37
ASRS264-S25-150	ASRS264-A25-150	26	25	150	35	4			0.58
ASRS264-S25-200	ASRS264-A25-200	26	25	200	35	4			0.77
ASRS324-S32-150		32	32	150	45	4			0.95
ASRS324-S32-200		32	32	200	45	4			1.26
ASRS324-S32-250		32	32	250	45	4			1.58
ASRS355-S32-150		35	32	150	30	5			0.95
ASRS355-S32-200		35	32	200	30	5			1.26
ASRS355-S32-250		35	32	250	30	5			1.58

FIG-2 Item code		Dimensions,mm				Teeth	Insert	Spare parts	Weight Kg
無水孔Non-coolant	水孔Coolant	D	d	L	M				
ASRS162-MD14	ASRS162-AMD14	16	8.5	25	M8	2	EPMT0603TN-8	②	0.04
ASRS172-MD14	ASRS172-AMD14	17	8.5	25	M8	2			0.04
ASRS203-MD18	ASRS203-AMD18	20	10.5	30	M10	3			0.07
ASRS213-MD18	ASRS213-AMD18	21	10.5	30	M10	3			0.08
ASRS254-MD23	ASRS254-AMD23	25	12.5	35	M12	4			0.14
ASRS263-MD23	ASRS263-AMD23	26	12.5	35	M12	3			0.16
ASRS264-MD23	ASRS264-AMD23	26	12.5	35	M12	4			0.15
ASRS324-MD29	ASRS324-AMD29	32	17	40	M16	4			0.29
ASRS325-MD29	ASRS325-AMD29	32	17	40	M16	5			0.29
ASRS355-MD29	ASRS355-AMD29	35	17	40	M16	5			0.34
NEW ASRS406-MD29	ASRS406-AMD29	40	17	43	M16	6			0.40
ASRS426-MD29		42	17	43	M16	6			0.43

FIG-1

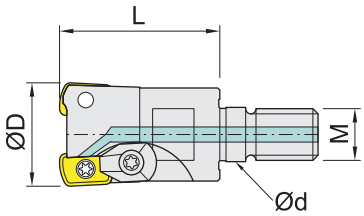

FIG-2

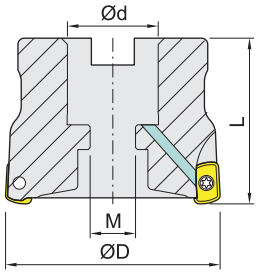

FIG-1 Item code		Dimensions,mm				Teeth	Insert	Spare parts	Weight Kg
無水孔Non-coolant	水孔Coolant	D	d	L	M				
ASRS254C-MD23		25	12.5	35	M12	4	EP..0603..	①	0.14
ASRS263C-MD23	**ASRS263C-AMD23**	26	12.5	35	M12	3			0.16
ASRS304C-MD29		30	17	43	M16	4			0.25
ASRS324C-MD29		32	17	43	M16	4			0.29
ASRS354C-MD29		35	17	43	M16	4			0.35

Metric

FIG-2 Item code		Dimensions,mm				Teeth	Insert	Spare parts	Weight Kg
無水孔Non-coolant	水孔Coolant	D	d	L	M				
	ASRS05207-A22.0T	52	22.0	40	11	7	EP..0603..	②	0.42

Insert	Spare parts	Screw	Wrench	Clamp	Wrench
EPMT0603TN-8	①	MS2506B	ETF09	MC35-3V	ETF15
EPMT0603TN-8	②	MS2506B	ETF09	--	--

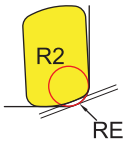

編製CAM程序時，請將ASRS設為圓弧頭銑刀，此時的近似刀尖圓弧半徑RE值及切削殘留量

When using the ASRS, please program the approximate radius as indicated.
The approximate uncut portions for the program are as follows.

刀片大小 Item size	近似RE(mm) Approx. RE	殘留量K(mm) Remains
EP..-8	2.0	0.497

被切削材 Workpiece material					
	Steel 鋼	P	●	●	●
	Stainless steel 不銹鋼	M	●		
	Cast iron 鑄鐵	K	●	●	
	Non-ferrous metal非鐵金屬	N			

Insert Shape	Description	GRADE 材質 Coated 塗層			Dimensions,mm			
		JP4020	JS4045	JS4060	A	B	S	Re
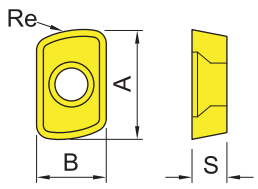	**EPMT0603TN-8**	●	●	●	10	6.35	3.18	8

ASS 高進給銑刀
HIGH FEED MILLING (ASS)

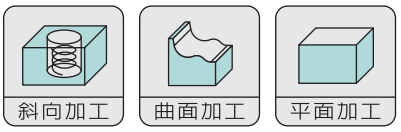

FIG-1

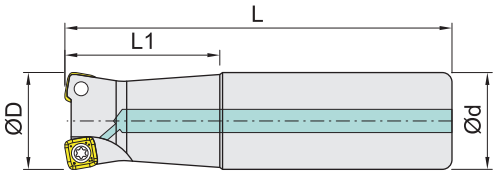

FIG-2

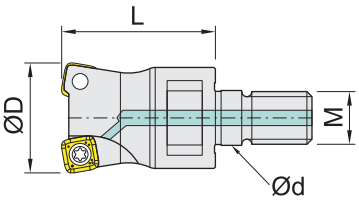

	FIG-1 Item code		Dimensions,mm				Teeth	Insert	Spare parts	Weight Kg
	無水孔Non-coolant	水孔Coolant	D	d	L	L1				
NEW	ASS07-202-S20-150T	ASS07-202-A20-150T	20	20	150	35	2	SP..07T2	①	0.37
NEW	ASS07-203-S20-150T	ASS07-203-A20-150T	20	20	150	35	3			0.37
NEW	ASS07-253-S25-150T	ASS07-253-A25-150T	25	25	150	40	3			0.58
NEW	ASS07-253-S25-200T	ASS07-253-A25-200T	25	25	200	40	3			0.77
NEW	ASS07-254-S25-150T	ASS07-254-A25-150T	25	25	150	40	4			0.58
NEW	ASS07-254-S25-200T	ASS07-254-A25-200T	25	25	200	40	4			0.77
NEW	ASS07-324-S32-150T	ASS07-324-A32-150T	32	32	150	45	4		②	0.95
NEW	ASS07-324-S32-200T	ASS07-324-A32-200T	32	32	200	45	4			1.26
NEW	ASS07-325-S32-150T	ASS07-325-A32-150T	32	32	150	45	5		①	0.95
NEW	ASS07-325-S32-200T	ASS07-325-A32-200T	32	32	200	45	5			1.26
NEW	ASS07-354-S32-150T	ASS07-354-A32-150T	35	32	150	45	4		②	0.95
NEW	ASS07-355-S32-150T	ASS07-355-A32-150T	35	32	150	45	5			0.95

	FIG-2 Item code		Dimensions,mm				Teeth	Insert	Spare parts	Weight Kg
	無水孔Non-coolant	水孔Coolant	D	d	L	M				
NEW	ASS07-202-MD18	ASS07-202-AMD18	20	10.5	30	M10	2	SP..07T2	①	0.07
NEW	ASS07-203-MD18	ASS07-203-AMD18	20	10.5	30	M10	3			0.07
NEW	ASS07-253-MD23	ASS07-253-AMD23	25	12.5	35	M12	3			0.13
NEW	ASS07-254-MD23	ASS07-254-AMD23	25	12.5	35	M12	4			0.13
NEW	ASS07-324-MD29	ASS07-324-AMD29	32	17.0	40	M16	4		②	0.27
NEW	ASS07-325-MD29	ASS07-325-AMD29	32	17.0	40	M16	5		①	0.27
NEW	ASS07-354-MD29	ASS07-354-AMD29	35	17.0	40	M16	4		②	0.35
NEW	ASS07-355-MD29	ASS07-355-AMD29	35	17.0	40	M16	5			0.35

Insert	Spare parts	Screw	Wrench
SP..07T2	①	MS3007C	ETF10
SP..07T2	②	MS3008C	ETF10

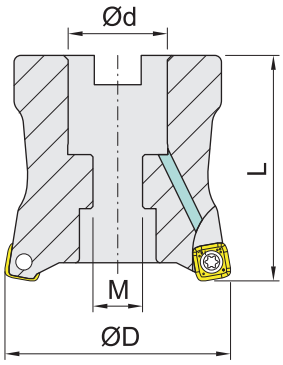

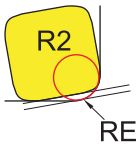

編製CAM程序時，請將ASS設為圓弧頭銑刀，此時的近似刀尖圓弧半徑RE值及切削殘留量

When using the ASS, please program the approximate radius as indicated.
The approximate uncut portions for the program are as follows.

刀片大小 Item size	近似RE(mm) Approx. RE	殘留量K(mm) Remains
SP..07T2	2.0	0.62

Metric

	Item code 無水孔Non-coolant	Item code 水孔Coolant	Dimensions,mm D	d	L	M	Teeth	Insert	Spare parts	Weight Kg
NEW	ASS07-05007-22.0T	ASS07-05007-A22.0T	50	22.0	50	11	7	SP..07T2	②	0.37
NEW	ASS07-05207-22.0T	ASS07-05207-A22.0T	52	22.0	50	11	7			0.41
NEW	ASS07-06308-22.0T	ASS07-06308-A22.0T	63	22.0	50	11	8			0.68

被切削材 Workpiece material					
	Steel 鋼	P	●		●
	Stainless steel 不銹鋼	M		●	●
	Cast iron 鑄鐵	K	●		
	Non-ferrous metal 非鐵金屬	N			

Insert Shape	Description	GRADE 材質 Coated 塗層 JS4045	JM4160	JP4105	Dimensions,mm A	S
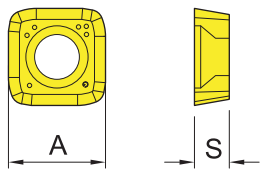	SPNW07T2TR	●	○		7.8	2.8
	SPMT07T2TR	●	○			
	SPMT07T2ER-LF		○			

SHAN GIN

高進給銑刀

ASRF4 HIGH FEED MILLING



ASRF4 高進給銑刀
HIGH FEED MILLING (ASRF4)

SHAN GIN

FIG-1

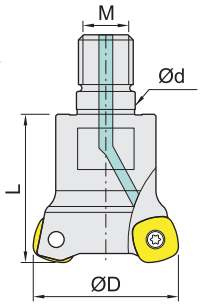

FIG-2

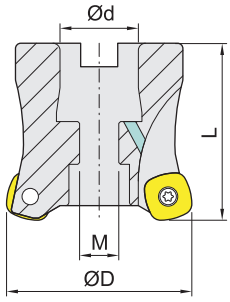

FIG-1 Item code		Dimensions,mm				Teeth	Insert	Spare parts	Weight Kg
無水孔Non-coolant	水孔Coolant	D	d	L	M				
ASRF4-322-MD29	**ASRF4-322-AMD29**	32	17.0	43	M16	2	SD..1205..	①	0.22
ASRF4-353-MD29	**ASRF4-353-AMD29**	35	17.0	43	M16	3			0.23
ASRF4-404-MD29	**ASRF4-404-AMD29**	40	17.0	43	M16	4			0.24
ASRF4-424-MD29	**ASRF4-424-AMD29**	42	17.0	43	M16	4			0.26

Metric

FIG-2 Item code		Dimensions,mm				Teeth	Insert	Spare parts	Weight Kg
無水孔Non-coolant	水孔Coolant	D	d	L	M				
ASRF4-424-16.0※	**ASRF4-424-A16.0※**	42	16.0	40	9	4	SD..1205..	①	0.23
ASRF4-504-22.0	**ASRF4-504-A22.0**	50	22.0	50	11	4			0.43
ASRF4-505-22.0	**ASRF4-505-A22.0**	50	22.0	50	11	5			0.37
ASRF4-524-22.0	**ASRF4-524-A22.0**	52	22.0	50	11	4			0.41
ASRF4-525-22.0	**ASRF4-525-A22.0**	52	22.0	50	11	5			0.44
ASRF4-634-22.0	**ASRF4-634-A22.0**	63	22.0	50	11	4			0.61
ASRF4-635-22.0	**ASRF4-635-A22.0**	63	22.0	50	11	5			0.61
ASRF4-634-27.0	**ASRF4-634-A27.0**	63	27.0	50	13	4			0.67
ASRF4-635-27.0	**ASRF4-635-A27.0**	63	27.0	50	13	5			0.68
ASRF4-666-27.0	**ASRF4-666-A27.0**	66	27.0	50	13	6			0.75
NEW **ASRF4-805-27.0**	**ASRF4-805-A27.0**	80	27.0	50	13	5			1.09
ASRF4-806-27.0	**ASRF4-806-A27.0**	80	27.0	50	13	6			1.09
ASRF4-807-27.0	**ASRF4-807-A27.0**	80	27.0	50	13	7			1.22

※表示另附刀把螺絲HTM833HS （※ The mill equips with a cap screw HTM833HS）

Insert	Spare parts	Screw	Wrench
SD..1205..	①	MS4011G	ETF15

編製CAM程序時，請將ASRF4設為圓弧頭銑刀，此時的近似刀尖圓弧半徑RE值及切削殘留量

When using the ASRF4, please program the approximate radius as indicated.
The approximate uncut portions for the program are as follows.

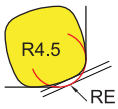

刀片大小 Item size	近似RE(mm) Approx. RE	殘留量K(mm) Remains
SD..-15	4.5	0.83

被切削材 Workpiece material				
	Steel 鋼	P	●	
	Stainless steel 不銹鋼	M		●
	Cast iron 鑄鐵	K	●	
	Non-ferrous metal 非鐵金屬	N		

Insert Shape	Description	GRADE 材質 Coated 塗層		Dimensions,mm			
		CY250	JP4120	A	B	S	Re
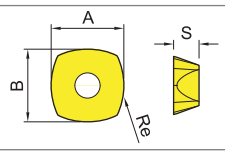	**SDNW1205ZDTN-R15**	●	○	12.7	12.7	5.56	15
	SDMT1205ZDTN-R15		○				

EXN 高進給銑刀
HIGH FEED MILLING (EXN)

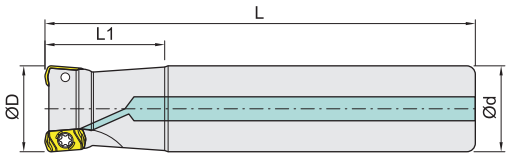

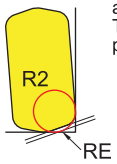

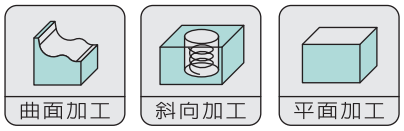

編製CAM程序時，請將EXN設為圓弧頭銑刀，此時的近似刀尖圓弧半徑RE值及切削殘留量

When using the EXN, please program the approximate radius as indicated.
The approximate uncut portions for the program are as follows.

刀片大小 Item size	近似RE(mm) Approx. RE	殘留量K(mm) Remains
LNMU03	2.0	0.25

	Item code		Dimensions,mm				Teeth	Insert	Spare parts	Weight Kg
	無水孔Non-coolant	水孔Coolant	D	d	L	L1				
NEW	EXN3-152-S16-150T		15	16	150	30	2	LNMU03...	①	0.24
	EXN3-162-S16-150T		16	16	150	30	2			0.24
	EXN3-172-S16-150T		17	16	150	25	2			0.24
	EXN3-203-S20-150T	EXN3-203-A20-150T	20	20	150	35	3			0.37
	EXN3-213-S20-150T	EXN3-213-A20-150T	21	20	150	30	3			0.37
	EXN3-254-S25-150T	EXN3-254-A25-150T	25	25	150	35	4			0.58
	EXN3-264-S25-150T	EXN3-264-A25-150T	26	25	150	35	4			0.58
NEW	EXN3-325-S32-150T		32	32	150	45	5			0.94
NEW	EXN3-325-S32-200T		32	32	200	45	5			1.26
NEW	EXN3-355-S32-150T		35	32	150	35	5			0.94
NEW	EXN3-355-S32-200T		35	32	200	35	5			1.26
NEW	EXN3-356-S32-150T		35	32	150	35	6			0.94
NEW	EXN3-356-S32-200T		35	32	200	35	6			1.26

被切削材 Workpiece material				
	Steel 鋼	P	●	
	Stainless steel 不銹鋼	M		●
	Cast iron 鑄鐵	K	●	
	Non-ferrous metal 非鐵金屬	N		

Insert Shape	Description	GRADE 材質 Coated 塗層		Dimensions,mm			
		AH725	AH130	A	B	S	Re
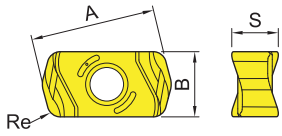	LNMU0303-ZER-MJ	●	●	11.59	6	4.29	1.2
	LNMU0303-ZER-ML	●	●				

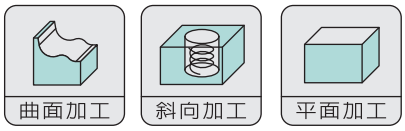

FIG-1

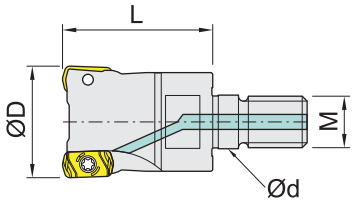

FIG-2

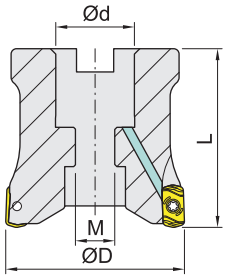

	FIG-1 Item code		Dimensions,mm				Teeth	Insert	Spare parts	Weight Kg
	無水孔Non-coolant	水孔Coolant	D	d	L	M				
NEW	**EXN3-162-MD14**	**EXN3-162-AMD14**	16	8.5	25	M8	2	LNMU03…	①	0.04
	EXN3-172-MD14	**EXN3-172-AMD14**	17	8.5	25	M8	2			0.04
NEW	**EXN3-203-MD18**	**EXN3-203-AMD18**	20	10.5	30	M10	3			0.07
	EXN3-213-MD18	**EXN3-213-AMD18**	21	10.5	30	M10	3			0.07
NEW	**EXN3-254-MD23**	**EXN3-254-AMD23**	25	12.5	35	M12	4			0.12
NEW	**EXN3-264-MD23**	**EXN3-264-AMD23**	26	12.5	35	M12	4			0.12
NEW	**EXN3-325-MD29**	**EXN3-325-AMD29**	32	17.0	40	M16	5			0.26
NEW	**EXN3-334-MD29**	**EXN3-334-AMD29**	33	17.0	40	M16	4			0.26
NEW	**EXN3-355-MD29**	**EXN3-355-AMD29**	35	17.0	43	M16	5			0.34
NEW	**EXN3-356-MD29**	**EXN3-356-AMD29**	35	17.0	43	M16	6			0.34
NEW	**EXN3-406-MD29**	**EXN3-406-AMD29**	40	17.0	43	M16	6			0.40
NEW	**EXN3-426-MD29**	**EXN3-426-AMD29**	42	17.0	43	M16	6			0.43

Metric

	FIG-2 Item code		Dimensions,mm				Teeth	Insert	Spare parts	Weight Kg
	無水孔Non-coolant	水孔Coolant	D	d	L	M				
NEW	**EXN3-05008-22.0T**	**EXN3-05008-A22.0T**	50	22.0	50	11	8	LNMU03…	①	0.57

Insert	Spare parts	Screw	Wrench
LNMU03..	①	MS2506E	ETF15

TEBL 高進給銑刀
HIGH FEED MILLING (TEBL)

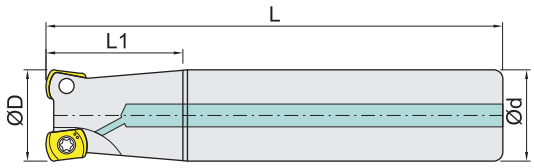

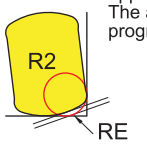

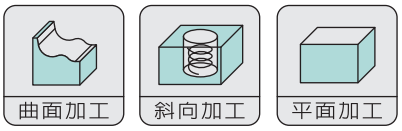

編製CAM程序時，請將TEBL設為圓弧頭銑刀，此時的近似刀尖圓弧半徑RE值及切削殘留量

When using the TEBL, please program the approximate radius as indicated.
The approximate uncut portions for the program are as follows.

刀片大小 Item size	近似RE(mm) Approx. RE	殘留量K(mm) Remains
BLMP06	2.0	0.42

	Item code		Dimensions,mm				Teeth	Insert	Spare parts	Weight Kg
	無水孔Non-coolant	水孔Coolant	D	d	L	L1				
NEW	TEBL06-162-S16-150T	TEBL06-162-A16-150T	16	16	150	30	2	BLMP0603..	①	0.24
NEW	TEBL06-162-S16-200T	TEBL06-162-A16-200T	16	16	200	30	2			0.32
NEW	TEBL06-172-S16-150T	TEBL06-172-A16-150T	17	16	150	30	2			0.24
NEW	TEBL06-172-S16-200T	TEBL06-172-A16-200T	17	16	200	30	2			0.32
NEW	TEBL06-203-S20-150T	TEBL06-203-A20-150T	20	20	150	30	3			0.37
NEW	TEBL06-203-S20-200T	TEBL06-203-A20-200T	20	20	200	30	3			0.49
NEW	TEBL06-213-S20-150T	TEBL06-213-A20-150T	21	20	150	30	3			0.37
NEW	TEBL06-213-S20-200T	TEBL06-213-A20-200T	21	20	200	30	3			0.49
NEW	TEBL06-254-S25-150T	TEBL06-254-A25-150T	25	25	150	35	4			0.58
NEW	TEBL06-254-S25-200T	TEBL06-254-A25-200T	25	25	200	35	4			0.77
NEW	TEBL06-264-S25-150T	TEBL06-264-A25-150T	26	25	150	35	4			0.58
NEW	TEBL06-264-S25-200T	TEBL06-264-A25-200T	26	25	200	35	4			0.77
NEW	TEBL06-325-S32-150T	TEBL06-325-A32-150T	32	32	150	40	5			0.94
NEW	TEBL06-325-S32-200T	TEBL06-325-A32-200T	32	32	200	40	5			1.26
NEW	TEBL06-335-S32-150T	TEBL06-335-A32-150T	33	32	150	40	5			0.94
NEW	TEBL06-335-S32-200T	TEBL06-335-A32-200T	33	32	200	40	5			1.26
NEW	TEBL06-355-S32-150T	TEBL06-355-A32-150T	35	32	150	40	5			0.94
NEW	TEBL06-355-S32-200T	TEBL06-355-A32-200T	35	32	200	40	5			1.26

Insert	Spare parts	Screw	Wrench
BLMP0603..	①	MS2506E	ETF08

被切削材 Workpiece material				
	Steel 鋼	P	●	
	Stainless steel 不銹鋼	M		●
	Cast iron 鑄鐵	K	●	
	Non-ferrous metal 非鐵金屬	N		

Insert Shape	Description	GRADE 材質 Coated 塗層 TT9080	JW965	Dimensions,mm A	B	S	ap
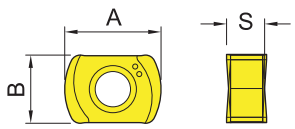	BLMP0603R-M	●		9	6.39	3.73	1.00
	BNMX0603MGBL		●				

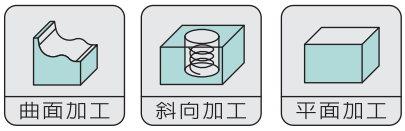

FIG-1

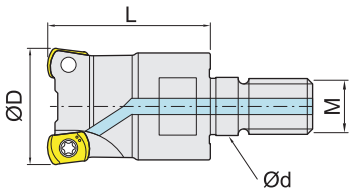

FIG-2

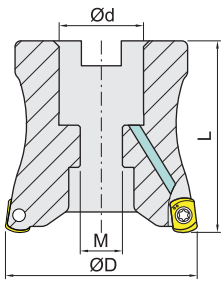

FIG-1 Item code		Dimensions,mm				Teeth	Insert	Spare parts	Weight Kg
無水孔Non-coolant	水孔Coolant	D	d	L	M				
TEBL06-162-MD14	**TEBL06-162-AMD14**	16	8.5	25	M8	2	BLMP0603..	①	0.04
TEBL06-172-MD14	**TEBL06-172-AMD14**	17	8.5	25	M8	2			0.04
TEBL06-203-MD18	**TEBL06-203-AMD18**	20	10.5	30	M10	3			0.07
TEBL06-213-MD18	**TEBL06-213-AMD18**	21	10.5	30	M10	3			0.07
TEBL06-254-MD23	**TEBL06-254-AMD23**	25	12.5	35	M12	4			0.12
TEBL06-264-MD23	**TEBL06-264-AMD23**	26	12.5	35	M12	4			0.12
NEW **TEBL06-324-MD29**	**TEBL06-324-AMD29**	32	17.0	40	M16	4			0.24
NEW **TEBL06-325-MD29**	**TEBL06-325-AMD29**	32	17.0	40	M16	5			0.26
NEW **TEBL06-354-MD29**	**TEBL06-354-AMD29**	35	17.0	43	M16	4			0.34
TEBL06-355-MD29	**TEBL06-355-AMD29**	35	17.0	43	M16	5			0.34
NEW **TEBL06-406-MD29**	**TEBL06-406-AMD29**	40	17.0	43	M16	6			0.40
NEW **TEBL06-426-MD29**	**TEBL06-426-AMD29**	42	17.0	43	M16	6			0.43

Metric

FIG-2 Item code		Dimensions,mm				Teeth	Insert	Spare parts	Weight Kg
無水孔Non-coolant	水孔Coolant	D	d	L	M				
NEW	**TEBL06-05007-A22.0**	50	22.0	50	11	7	BLMP0603..	①	0.44
NEW	**TEBL06-05207-A22.0**	52	22.0	50	11	7			0.47

BRP 圓刃銑刀
CORNER ROUNDING END MILLS (BRP)

FIG-1

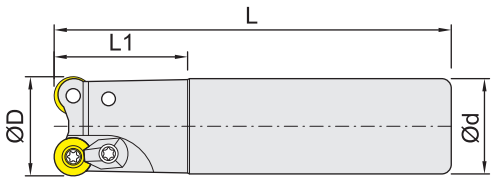

FIG-2

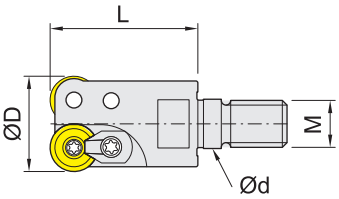

FIG-1 Item code	Dimensions,mm				Teeth	Insert	Spare parts	Weight Kg
	D	d	L	L1				
BRP08-202-S20-150	20	20	150	35	2	RP..08T2	①	0.37
BRP08-202-S20-200	20	20	200	35	2			0.49
BRP10-252-S25-150	25	25	150	40	2	RP..10T3	③	0.58
BRP10-252-S25-200	25	25	200	40	2			0.77
BRP10-252-S25-250	25	25	250	40	2			0.96
NEW BRP10-262-S25-150	26	25	150	35	2			0.58
NEW BRP10-262-S25-200	26	25	200	35	2			0.77
NEW BRP10-262-S25-250	26	25	250	35	2			0.96
BRP12-252-S25-150	25	25	150	45	2	RP..1204	④	0.58
BRP12-252-S25-200	25	25	200	45	2			0.77
BRP12-252-S25-250	25	25	250	45	2			0.96
BRP12-262-S25-150	26	25	150	35	2	RP..1204	④	0.58
BRP12-262-S25-200	26	25	200	35	2			0.77
BRP12-262-S25-250	26	25	250	35	2			0.96
BRP12-322-S32-150	32	32	150	45	2		⑤	0.95
BRP12-322-S32-200	32	32	200	45	2			1.26
BRP12-323-S32-150	32	32	150	45	3			0.95
BRP12-323-S32-200	32	32	200	45	3			1.26
BRP12-323-S32-250	32	32	250	45	3			1.58
NEW BRP12-403-S32-150	40	32	150	35	3			0.95
NEW BRP12-403-S32-200	40	32	200	35	3			1.26
NEW BRP12-403-S32-250	40	32	250	35	3			1.58
RP103-202-S20-150	20	20	150	35	2	RP..1003	⑥	0.37
RP103-202-S20-200	20	20	200	35	2			0.49
RP103-212-S20-150	21	20	150	25	2			0.37
RP103-212-S20-200	21	20	200	25	2			0.49
RP103-252-S25-150	25	25	150	40	2	RP..1003	⑦	0.58
RP103-252-S25-200	25	25	200	40	2			0.77
RP103-262-S25-150	26	25	150	30	2			0.58
RP103-262-S25-200	26	25	200	30	2			0.77

FIG-2 Item code	Dimensions,mm				Teeth	Insert	Spare parts	Weight Kg
	D	d	L	M				
NEW BRP10-253-MD23	25	12.5	35	M12	3	RP..10T3	②	0.08
BRP12-252-MD23	25	12.5	35	M12	2	RP..1204	④	0.14
BRP12-262-MD23	26	12.5	35	M12	2			0.15
RP103-202-MD18	20	10.5	30	M10	2	RP..1003	⑥	0.08
RP103-212-MD18	21	10.5	30	M10	2			0.08
RP103-252-MD23	25	12.5	35	M12	2	RP..1003	⑦	0.15
RP103-253-MD23	25	12.5	35	M12	3		⑥	0.14
RP103-262-MD23	26	12.5	35	M12	2		⑦	0.16
RP103-303-MD23	30	12.5	35	M12	3			0.20
RP103-353-MD29	35	17.0	43	M16	3			0.35
RP103-354-MD29	35	17.0	43	M16	4			0.34

Ø 50
Ø 63
Ø 66
Ø 80
Ø 100

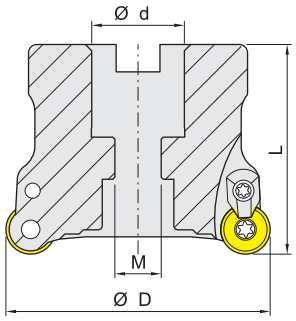

Metric

Item code	Dimensions,mm				Teeth	Insert	Spare parts	Weight Kg
	D	d	L	M				
RPM-6R504-22.0	50	22.0	50	11	4	RP..1204	⑤	0.41

Inch

Item code	Dimensions,mm				Teeth	Insert	Spare parts	Weight Kg
	D	d	L	M				
RPM-6R504-25.4	50	25.4	50	13	4	RP..1204	⑤	0.38
RPM-6R635-25.4	63	25.4	50	13	5			0.68
RPM-6R665-25.4	66	25.4	50	13	5			0.77
RPM-6R806-25.4	80	25.4	50	13	6			1.10
RPM-6R1006-31.75	100	31.75	50	13	6			1.55

Insert	Spare parts	Screw	Wrench	Clamp	Wrench
RP..08T2	①	MS2506A	ETF09	MC35-3V	ETF15
RP..10T3	②	MS3509A	ETF15	--	--
RP..10T3	③	MS3509A	--	MC35-3V	ETF15
RP..1204	④	MS4009A	--	MC35-3V	ETF15
RP..1204	⑤	MS4011A	--	MC35-3V	ETF15
RP..1003	⑥	MS4009A	ETF15	--	--
RP..1003	⑦	MS4009A	--	MC35-3V	ETF15

被切削材 Workpiece material				
	Steel 鋼	P	●	●
	Stainless steel 不銹鋼	M	●	●
	Cast iron 鑄鐵	K	●	
	Non-ferrous metal 非鐵金屬	N		

Insert Shape	Description	GRADE 材質 Coated 塗層		Dimensions,mm		
		NW948	NV702	lc	S	d1
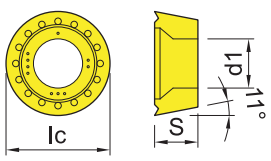	**RPMT08T2MOE-JS**	●		8	2.78	2.9
	RPMT10T3MOE-JS	●	●	10	3.97	3.9
	RPMT1204MOE-JS		●	12	4.76	4.4
	RPMW1003MO	●		10	3.18	4.4

HAR 圓刃銑刀
CORNER ROUNDING END MILLS (HAR/ARD)

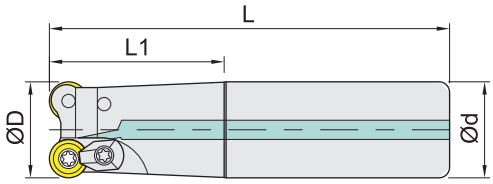

Item code		Dimensions,mm				Teeth	Insert	Spare parts	Weight Kg
無水孔Non-coolant	水孔Coolant	D	d	L	L1				
ARD05-D102-S10-100		10	10	100	18	2	RD..0501..	①	0.06
ARD05-D102-S10-150		10	10	150	18	2			0.09
ARD05-D112-S10-100		11	10	100	15	2			0.06
ARD05-D112-S10-150		11	10	150	15	2			0.09
ARD05-D122-S12-100		12	12	100	22	2			0.09
ARD05-D122-S12-150		12	12	150	22	2			0.13
ARD05-D132-S12-100		13	12	100	18	2			0.09
ARD05-D132-S12-150		13	12	150	18	2			0.13
ARD05-D133-S12-100		13	12	100	18	3			0.09
ARD05-D133-S12-150		13	12	150	18	3			0.13
C12-4R121-130		12	12	130	30	1	RD..0802..	③	0.12
C16-4R161-150		16	16	150	35	1			0.24
C16-4R161-200		16	16	200	35	1			0.32
NEW C16-4R162-150	HAR08-162-A16-150	16	16	150	40	2		②	0.24
NEW C16-4R162-200	HAR08-162-A16-200	16	16	200	40	2			0.32
C16-4R171-150		17	16	150	25	1		③	0.24
C16-4R171-200		17	16	200	25	1			0.32
C16-4R172-150		17	16	150	25	2	RD..0802..	②	0.24
C16-4R172-200		17	16	200	25	2			0.32
C20-4R202-150	HAR08-202-A20-150	20	20	150	40	2	RD..0802..	④	0.37
C20-4R202-200		20	20	200	40	2			0.49
C20-4R212-150		21	20	150	25	2			0.37
C20-4R212-200		21	20	200	25	2			0.49
C25-4R253-150		25	25	150	50	3			0.58
C25-4R263-150		26	25	150	25	3			0.58
C25-5R252-150	HAR08-252-A25-150	25	25	150	45	2	RD..10T3..	⑦	0.58
C25-5R252-200		25	25	200	45	2			0.77
C25-5R252-250		25	25	250	45	2			0.96
C25-5R262-150		26	25	150	30	2			0.58
C25-5R262-200		26	25	200	30	2			0.77
C25-5R262-250		26	25	250	30	2			0.96
C25-5R302-150		30	25	150	30	2			0.83
C25-5R302-200		30	25	200	30	2			1.11
C25-5R302-250		30	25	250	30	2			1.38
C25-5R303-150		30	25	150	30	3			0.83
C25-5R303-200		30	25	200	30	3			1.11
C25-5R303-250		30	25	250	30	3			1.38

Item code		Dimensions,mm				Teeth	Insert	Spare parts	Weight Kg
無水孔Non-coolant	水孔Coolant	D	d	L	L1				
C32-5R323-150		32	32	150	45	3	RD..10T3..	⑦	0.95
C32-5R323-200		32	32	200	45	3			1.26
C32-5R323-250		32	32	250	45	3			1.58
C32-5R323-300		32	32	300	45	3			1.89
C32-5R353-150		35	32	150	35	3			1.13
C32-5R353-200		35	32	200	35	3			1.51
C32-5R353-250		35	32	250	35	3			1.89
C32-5R353-300		35	32	300	35	3			2.27
C32-5R403-150		40	32	150	35	3			1.48
C32-5R403-200		40	32	200	35	3			1.97
C32-5R403-250		40	32	250	35	3			2.47
C32-5R403-300		40	32	300	35	3			2.96
HAR12-252-S25-100		25	25	100	45	2	RD..1204	⑧	0.39
HAR12-252-S25-150		25	25	150	45	2			0.58
HAR12-252-S25-200		25	25	200	45	2			0.77

Insert	Spare parts	Screw	Wrench	Clamp	Wrench
RD..0501..	①	MS1804A	ETF06	--	--
RD..0802..	②	MS3006B	ETF09	--	--
RD..0802..	③	MS3006B	ETF09	MC35-3V	ETF15
RD..0802..	④	MS3008B	ETF09	MC35-3V	ETF15
RD..10T3..	⑤	MS4008B	ETF15	--	--
RD..10T3..	⑥	MS4009B	ETF15	--	--
RD..10T3..	⑦	MS4009B	--	MC35-3V	ETF15
RD..1204..	⑧	MS4009A	--	MC35-3V	ETF15

被切削材 Workpiece material				
	Steel 鋼	P	●	●
	Stainless steel 不銹鋼	M	●	
	Cast iron 鑄鐵	K		●
	Non-ferrous metal 非鐵金屬	N		

Insert Shape	Description	GRADE 材質 Coated 塗層		Dimensions,mm		
		CY250	JP4105	lc	S	d1
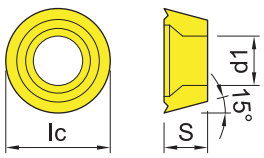	**RDMW0501MOEN**	●	○	5.0	1.5	1.9
	RDMT0802MOTN	●	○	8.0	2.38	3.4
	RDMT10T3MOTN	●	○	10.0	3.97	4.5
	RDMT1204MOTN	●	○	12.0	4.76	4.5

HAR 圓刃銑刀
CORNER ROUNDING END MILLS (HAR/ARD)

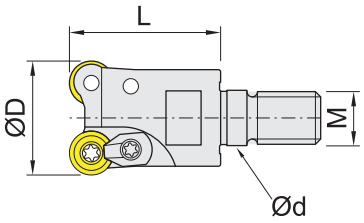

Item code	Dimensions,mm				Teeth	Insert	Spare parts	Weight Kg
	D	d	L	M				
ARD05-D102-MD10	10	5.5	16	M5	2	RD..0501..	①	0.01
ARD05-D112-MD10	11	5.5	18	M5	2			0.01
ARD05-D122-MD11	12	6.5	18	M6	2			0.02
ARD05-D123-MD11	12	6.5	18	M6	3			0.01
ARD05-D132-MD11	13	6.5	18	M6	2			0.02
ARD05-D133-MD11	13	6.5	18	M6	3			0.02
ARD05-D133-MD11-M08	13	8.5	18	M8	3			0.02
ARD05-D174-MD14	17	8.5	23	M8	4			0.04
HAR08-162-MD14	16	8.5	23	M8	2	RD..0802..	②	0.05
HAR08-172-MD14	17	8.5	23	M8	2			0.05
HAR08-202-MD18	20	10.5	30	M10	2	RD..0802..	③	0.07
HAR08-212-MD18	21	10.5	30	M10	2			0.07
HAR08-253-MD23	25	12.5	35	M12	3			0.15
HAR10-202-MD18	20	10.5	30	M10	2	RD..10T3	④	0.08
HAR10-212-MD18	21	10.5	30	M10	2		⑤	0.09
HAR10-252-MD23	25	12.5	35	M12	2		⑥	0.12
HAR10-253-MD23	25	12.5	35	M12	3		⑤	0.12
HAR10-262-MD23	26	12.5	35	M12	2		⑥	0.12
HAR10-263-MD23	26	12.5	35	M12	3		⑤	0.12
HAR10-302-MD29	30	17	43	M16	2		⑥	0.25
HAR10-323-MD29	32	17	43	M16	3			0.25
HAR10-353-MD29	35	17	43	M16	3			0.35
HAR10-354-MD29	35	17	43	M16	4			0.34
HAR10-404-MD29	40	17	43	M16	4			0.44
HAR10-424-MD29	42	17	43	M16	4			0.49
HAR10-425-MD29	42	17	43	M16	5		⑤	0.48
HAR12-252-MD23	25	12.5	35	M12	2	RD..1204	⑦	0.14
HAR12-353-MD29	35	17	43	M16	3			0.34
HAR12-404-MD29	40	17	43	M16	4			0.44
HAR12-424-MD29	42	17	43	M16	4			0.44

Insert	Spare parts	Screw	Wrench	Clamp	Wrench
RD..0501..	①	MS1804A	ETF06	--	--
RD..0802..	②	MS3006B	ETF09	--	--
RD..0802..	③	MS3006B	ETF09	MC35-3V	ETF15
RD..10T3..	④	MS4008B	ETF15	--	--
RD..10T3..	⑤	MS4009B	ETF15	--	--
RD..10T3..	⑥	MS4009B	--	MC35-3V	ETF15
RD..1204..	⑦	MS4009A	--	MC35-3V	ETF15

被切削材 Workpiece material				
	Steel 鋼	P	●	●
	Stainless steel 不銹鋼	M	●	
	Cast iron 鑄鐵	K		●
	Non-ferrous metal 非鐵金屬	N		

Insert Shape	Description	GRADE 材質 Coated 塗層		Dimensions,mm		
		CY250	JP4105	lc	S	d1
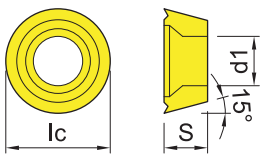	**RDMW0501MOEN**	●	○	5.0	1.5	1.9
	RDMT0802MOTN	●	○	8.0	2.38	3.4
	RDMT10T3MOTN	●	○	10.0	3.97	4.5
	RDMT1204MOTN	●	○	12.0	4.76	4.5

HAR 圓刃銑刀
CORNER ROUNDING END MILLS (RM)

Ø 50
Ø 63
Ø 66
Ø 80

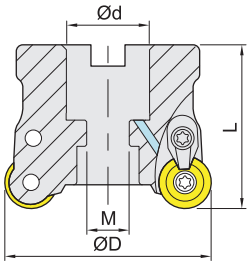

Ø100
Ø160

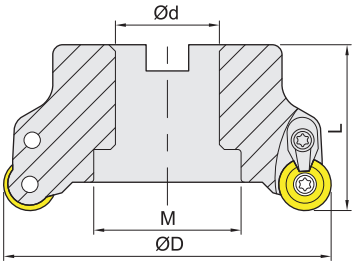

Metric

	Item code		Dimensions,mm				Teeth	Insert	Spare parts	Weight Kg
	無水孔Non-coolant	水孔Coolant	D	d	L	M				
	RM-5R405-16.0		40	16.0	40	9	5	RD..10T3..	①	0.21
	RM-5R504-22.0		50	22.0	40	11	4			0.44
	RM-5R504-22.0-50H		50	22.0	50	11	4			0.44
	RM-5R505-22.0		50	22.0	40	11	5			0.41
	RM-5R505-22.0-50H		50	22.0	50	11	5			0.41
	RM-5R525-22.0		52	22.0	50	11	5			0.47
NEW	RM-6R404-22.0	RM-6R404-A22.0	40	16.0	50	9	4	RD..1204	③	0.39
	RM-6R504-22.0		50	22.0	50	11	4			0.39
	RM-6R505-22.0	RM-6R505-A22.0	50	22.0	50	11	5	RD..1204	②	0.41
	RM-6R525-22.0		52	22.0	50	11	5			0.43
	RM-6R635-22.0		63	22.0	50	11	5	RD..1204	③	0.70
	RM-6R636-22.0	RM-6R636-A22.0	63	22.0	50	11	6			0.72
	RM-6R666-22.0	RM-6R666-A22.0	66	22.0	50	11	6			0.76
	RM-6R635-27.0		63	27.0	50	13	5			0.64
NEW	RM-6R666-27.0	RM-6R666-A27.0	66	27.0	50	13	6			0.76
	RM-6R805-27.0		80	27.0	50	13	5			1.00
	RM-6R806-27.0		80	27.0	50	13	6			0.98
		RM-6R807-A27.0	80	27.0	50	13	7			1.00
	RM-8R503-22.0 ※	RM-8R503-A22.0 ※	50	22.0	50	11	3	RD..1604	④	0.44
	RM-8R524-22.0		52	22.0	50	11	4			0.40
	RM-8R635-27.0		63	27.0	50	13	5			0.54
	RM-8R664-27.0		66	27.0	50	13	4			0.63
	RM-8R665-27.0		66	27.0	50	13	5			0.59
	RM-8R805-27.0		80	27.0	50	13	5			0.94
	RM-8R806-27.0		80	27.0	50	13	6			0.91

※表示另附刀把螺絲HTM1045HS (※ The mill equips with a cap screw HTM1045HS)

Inch

Item code		Dimensions,mm				Teeth	Insert	Spare parts	Weight Kg
無水孔Non-coolant	水孔Coolant	D	d	L	M				
RM-5R504-25.4		50	25.4	50	13	4	RD..10T3..	①	0.41
RM-5R635-25.4	**RM-5R635-A25.4**	63	25.4	50	13	5			0.65
RM-5R806-25.4		80	25.4	50	13	6			1.05
RM-5R866-25.4		86	25.4	50	13	6			1.23
RM-6R504-25.4		50	25.4	50	13	4	RD..1204	③	0.36
RM-6R635-25.4		63	25.4	50	13	5			0.66
RM-6R665-25.4		66	25.4	50	13	5			0.72
RM-6R806-25.4		80	25.4	50	13	6			1.01
RM-8R633-25.4		63	25.4	50	13	3	RD..1604	④	0.61
RM-8R634-25.4		63	25.4	50	13	4			0.55
RM-8R635-25.4		63	25.4	50	13	5			0.52
RM-8R664-25.4		66	25.4	50	13	4			0.65
RM-8R665-25.4		66	25.4	50	13	5			0.63
RM-8R724-25.4		72	25.4	50	13	4			0.72
RM-8R805-25.4		80	25.4	50	13	5			0.94
RM-8R1006-31.75		100	31.75	50	45	6			1.32
RM-8R16008-50.8		160	50.8	60	64	8			4.10

Insert	Spare parts	Screw	Wrench	Clamp	Wrench
RD..10T3..	①	MS4009B	--	MC35-3V	ETF15
RD..1204..	②	MS4009A	--	MC35-3V	ETF15
RD..1204..	③	MS4011A	--	MC35-3V	ETF15
RD..1604..	④	MS5011A	--	MC50V	ETF20

被切削材 Workpiece material				
	Steel 鋼	P	●	●
	Stainless steel 不銹鋼	M	●	
	Cast iron 鑄鐵	K		●
	Non-ferrous metal 非鐵金屬	N		

Insert Shape	Description	GRADE 材質 Coated 塗層		Dimensions,mm		
		CY250	JP4105	lc	S	d1
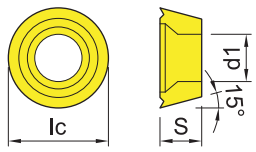	**RDMT10T3MOTN**	●	○	10.0	3.97	4.5
	RDMT1204MOTN	●	○	12.0	4.76	4.5
	RDMX1604MOTN	●		16.0	4.76	5.5

RD 圓刃銑刀
CORNER ROUNDING END MILLS (RD)

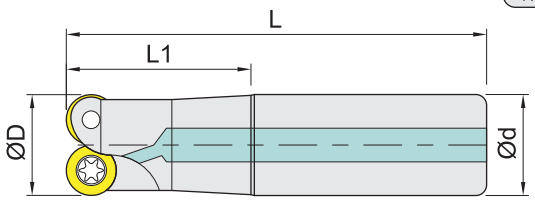

Item code		Dimensions,mm				Teeth	Insert	Spare parts	Weight Kg
無水孔Non-coolant	水孔Coolant	D	d	L	L1				
RD051-D092-S08-100		9	8	100	12	2	RD..0501..	①	0.04
RD051-D102-S10-100	RD051-D102-A10-100	10	10	100	18	2			0.06
RD051-D112-S10-100		11	10	100	15	2	RD..0501..	②	0.06
RD051-D112-S10-150		11	10	150	15	2			0.09
RD051-D122-S12-100		12	12	100	22	2			0.09
RD051-D123-S12-100	RD051-D123-A12-100	12	12	100	22	3			0.09
RD051-D123-S12-150		12	12	150	22	3			0.13
RD051-D132-S12-100		13	12	100	18	2			0.09
RD051-D133-S12-100		13	12	100	18	3			0.09
RD051-D133-S12-150		13	12	150	18	3			0.13
RD051-D164-S16-150		16	16	150	30	4			0.24
RD051-D164-S16-200		16	16	200	30	4			0.32
RD051-D174-S16-150		17	16	150	20	4			0.24
RD051-D174-S16-200		17	16	200	20	4			0.32
RD072-D152-S16-100		15	16	100	25	2	RD..0702..	③	0.16
RD072-D152-S16-150		15	16	150	25	2			0.16
RD072-D162-S16-150	RD072-D162-A16-150	16	16	150	25	2		④	0.24
RD072-D162-S16-200		16	16	200	25	2			0.32
RD072-D163-S16-150		16	16	150	25	3			0.24
RD072-D163-S16-200		16	16	200	25	3			0.32
RD072-D172-S16-150	RD072-D172-A16-150	17	16	150	20	2			0.24
RD072-D172-S16-200		17	16	200	20	2			0.32
RD072-D173-S16-150		17	16	150	20	3			0.24
RD072-D173-S16-200		17	16	200	20	3			0.32
RD072-D203-S20-150		20	20	150	35	3			0.37
RD072-D203-S20-200		20	20	200	35	3			0.49
RD072-D213-S20-150		21	20	150	25	3			0.37
RD072-D213-S20-200		21	20	200	25	3			0.49
RD072-D254-S25-150		25	25	150	40	4			0.58
RD072-D254-S25-200		25	25	200	40	4			0.77
RD072-D254-S25-250		25	25	250	40	4			0.96
RD072-D255-S25-150		25	25	150	40	5		③	0.58
RD072-D255-S25-200		25	25	200	40	5			0.77
RD072-D255-S25-250		25	25	250	40	5			0.96
RD072-D264-S25-150		26	25	150	25	4		④	0.58
RD072-D264-S25-200		26	25	200	25	4			0.77
RD072-D264-S25-250		26	25	250	25	4			0.96
RD072-D265-S25-150		26	25	150	25	5			0.58
RD072-D265-S25-200		26	25	200	25	5			0.77
RD072-D265-S25-250		26	25	250	25	5			0.96
RD072-D355-S32-150		35	32	150	30	5			0.95
RD072-D355-S32-200		35	32	200	30	5			1.26
RD072-D355-S32-250		35	32	250	30	5			1.58
RD072-D355-S32-300		35	32	300	30	5			1.89
RD072-D356-S32-150		35	32	150	30	6			0.95
RD072-D356-S32-200		35	32	200	30	6			1.26
RD072-D356-S32-250		35	32	250	30	6			1.58
RD072-D356-S32-300		35	32	300	30	6			1.89

Item code		Dimensions,mm				Teeth	Insert	Spare parts	Weight Kg
無水孔Non-coolant	水孔Coolant	D	d	L	L1				
RD103-D202-S20-150	RD103-D202-A20-150	20	20	150	40	2	RD..1003..	⑤	0.37
RD103-D202-S20-200		20	20	200	40	2			0.49
RD103-D212-S20-150	RD103-D212-A20-150	21	20	150	25	2			0.37
RD103-D212-S20-200		21	20	200	25	2			0.49
RD103-D253-S25-150	RD103-D253-A25-150	25	25	150	40	3			0.58
RD103-D253-S25-200	RD103-D253-A25-200	25	25	200	40	3			0.77
RD103-D253-S25-250		25	25	250	40	3			0.96
RD103-D263-S25-150		26	25	150	25	3			0.58
RD103-D263-S25-200	RD103-D263-A25-200	26	25	200	25	3			0.77
RD103-D263-S25-250		26	25	250	25	3			0.96
RD103-D303-S25-150		30	25	150	25	3	RD..1003..	⑥	0.58
RD103-D303-S25-200		30	25	200	25	3			0.77
RD103-D303-S25-250		30	25	250	25	3			0.96
RD103-D323-S32-150	RD103-D323-A32-150	32	32	150	40	3	RD..1003..	⑦	0.95
RD103-D323-S32-200		32	32	200	40	3			1.26
RD103-D323-S32-250		32	32	250	40	3			1.58
RD103-D323-S32-300		32	32	300	40	3			1.89
RD103-D353-S32-150		35	32	150	35	3			0.95
RD103-D353-S32-200		35	32	200	35	3			1.26
RD103-D353-S32-250		35	32	250	35	3			1.58
RD103-D353-S32-300		35	32	300	35	3			1.89
RD103-D354-S32-150		35	32	150	35	4			0.95
RD103-D354-S32-200		35	32	200	35	4			1.26
RD103-D354-S32-250		35	32	250	35	4			1.58
RD103-D354-S32-300		35	32	300	35	4			1.89

Insert	Spare parts	Screw	Wrench	Clamp	Wrench
RD..0501..	①	MS2003A	ETF06	--	--
RD..0501..	②	MS2004A	ETF06	--	--
RD..0702..	③	MS2505E	ETF08	--	--
RD..0702..	④	MS2506E	ETF08	--	--
RD..1003..	⑤	MS3507A	ETF15	--	--
RD..1003..	⑥	MS3509A	ETF15	--	--
RD..1003..	⑦	MS3509A	--	MC35-3V	ETF15

被切削材 Workpiece material							
	Steel 鋼	P	●	●	●		
	Stainless steel 不銹鋼	M	●	●	●		
	Cast iron 鑄鐵	K	●	●			
	Non-ferrous metal 非鐵金屬	N	●			●	●

Insert Shape	Description	GRADE 材質					Dimensions,mm		
		Coated 塗層			Uncoated 無塗層				
		5020	TW951	CY250	GX03	HF7	Ic	S	d1
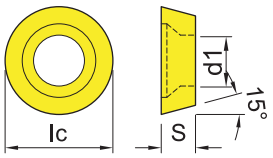	RDMW0501MO		●				5	1.5	2.2
	RDMW0702MO		●				7	2.38	2.8
	RDHT0702AL				●		7	2.38	2.8
	RDHT0702MO-FA					●	7	2.38	2.8
	RDMW0702MOEN	●		●			7	2.38	2.8
	RDMW1003MO		●				10	3.18	4.4
	RDHT1003AL				●		10	3.18	4.4
	RDHT1003MO-FA					●	10	3.18	4.4

RD 圓刃銑刀
CORNER ROUNDING END MILLS (RD)

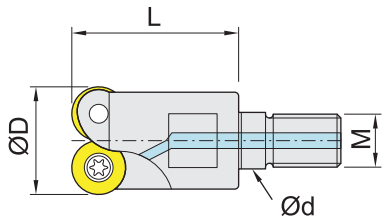

Item code		Dimensions,mm				Teeth	Insert	Spare parts	Weight Kg
無水孔Non-coolant	水孔Coolant	D	d	L	M				
RD051-D092-MD08		9	4.5	15	M4	2	RD..0501..	①	0.02
RD051-D102-MD10		10	5.5	16	M5	2			0.02
RD051-D112-MD10		11	5.5	18	M5	2	RD..0501..	②	0.02
RD051-D122-MD11		12	6.5	18	M6	2			0.03
RD051-D123-MD11		12	6.5	18	M6	3			0.03
RD051-D132-MD11		13	6.5	18	M6	2			0.03
RD051-D133-MD11		13	6.5	18	M6	3			0.03
RD051-D164-MD14		16	8.5	23	M8	4			0.04
RD051-D174-MD14		17	8.5	23	M8	4			0.04
RD07T-D122-MD14		12	8.5	23	M8	2	RD..07T1..	③	0.04
RD072-D152-MD14		15	8.5	23	M8	2	RD..0702..	④	0.03
RD072-D162-MD14	**RD072-D162-AMD14**	16	8.5	23	M8	2		⑤	0.04
RD072-D163-MD14		16	8.5	23	M8	3			0.04
RD072-D172-MD14		17	8.5	23	M8	2			0.04
RD072-D173-MD14		17	8.5	23	M8	3			0.04
RD072-D203-MD18	**RD072-D203-AMD18**	20	10.5	30	M10	3			0.07
RD072-D212-MD18		21	10.5	30	M10	2			0.07
RD072-D213-MD18		21	10.5	30	M10	3			0.07
RD072-D223-MD18		22	10.5	30	M10	3			0.10
RD072-D254-MD23	**RD072-D254-AMD23**	25	12.5	35	M12	4			0.12
RD072-D255-MD23		25	12.5	35	M12	5		④	0.11
RD072-D264-MD23		26	12.5	35	M12	4		⑤	0.13
RD072-D265-MD23	**RD072-D265-AMD23**	26	12.5	35	M12	5			0.12
RD072-D355-MD29	**RD072-D355-AMD29**	35	17	43	M16	5			0.26
RD072-D356-MD29	**RD072-D356-AMD29**	35	17	43	M16	6			0.26
RD103-D202-MD18	**RD103-D202-AMD18**	20	10.5	30	M10	2	RD..1003..	⑥	0.07
RD103-D212-MD18		21	10.5	30	M10	2			0.07
RD103-D253-MD23	**RD103-D253-AMD23**	25	12.5	35	M12	3			0.12
RD103-D263-MD23	**RD103-D263-AMD23**	26	12.5	35	M12	3			0.13
RD103-D303-MD23		30	12.5	35	M12	3	RD..1003..	⑦	0.24
RD103-D323-MD29	**RD103-D323-AMD29**	32	17	43	M16	3	RD..1003..	⑧	0.24
RD103-D353-MD29	**RD103-D353-AMD29**	35	17	43	M16	3			0.26
RD103-D354-MD29	**RD103-D354-AMD29**	35	17	43	M16	4			0.26
RD103-D404-MD29	**RD103-D404-AMD29**	40	17	43	M16	4			0.45
RD103-D424-MD29		42	17	43	M16	4			0.49
RD103-D425-MD29	**RD103-D425-AMD29**	42	17	43	M16	5			0.49

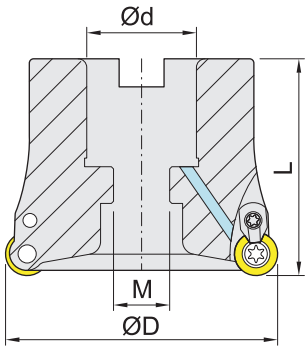

Metric

Item code		Dimensions,mm				Teeth	Insert	Spare parts	Weight Kg
無水孔Non-coolant	水孔Coolant	D	d	L	M				
RD103-D504-22.0		50	22.0	40	11	4	RD..1003..	⑧	0.34
RD103-D505-22.0		50	22.0	40	11	5			0.33
RD103-D526-22.0	**RD103-D526-A22.0**	52	22.0	40	11	6			0.34

Inch

Item code		Dimensions,mm				Teeth	Insert	Spare parts	Weight Kg
無水孔Non-coolant	水孔Coolant	D	d	L	M				
RD103-D504-25.4		50	25.4	50	13	4	RD..1003..	⑧	0.41
RD103-D505-25.4		50	25.4	50	13	5			0.40
RD103-D635-25.4		63	25.4	50	13	5			0.67
RD103-D636-25.4		63	25.4	50	13	6			0.67
RD103-D666-25.4		66	25.4	50	13	6			0.69
NEW **RD103-D806-25.4**		80	25.4	50	13	6			0.94

Insert	Spare parts	Screw	Wrench	Clamp	Wrench
RD..0501..	①	MS2003A	ETF06	--	--
RD..0501..	②	MS2004A	ETF06	--	--
RD..07T1..	③	MS2205C	ETF07	--	--
RD..0702..	④	MS2505E	ETF08	--	--
RD..0702..	⑤	MS2506E	ETF08	--	--
RD..1003..	⑥	MS3507A	ETF15	--	--
RD..1003..	⑦	MS3509A	ETF15	--	--
RD..1003..	⑧	MS3509A	--	MC35-3V	ETF15

被切削材 Workpiece material							
	Steel 鋼	P	●	●	●		
	Stainless steel 不銹鋼	M	●	●	●		
	Cast iron 鑄鐵	K	●	●			
	Non-ferrous metal 非鐵金屬	N	●			●	●

Insert Shape	Description	GRADE 材質					Dimensions,mm		
		Coated 塗層			Uncoated 無塗層				
		5020	TW951	CY250	GX03	HF7	Ic	S	d1
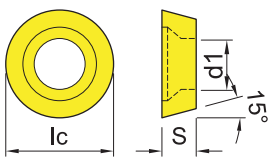	**RDMW0501MO**		●				5	1.5	2.2
	RDMW0702MO		●				7	2.38	2.8
	RDHT0702AL				●		7	2.38	2.8
	RDHT0702MO-FA					●	7	2.38	2.8
	RDMW0702MOEN	●		●			7	2.38	2.8
	RDMW1003MO		●				10	3.18	4.4
	RDHT1003AL				●		10	3.18	4.4
	RDHT1003MO-FA					●	10	3.18	4.4

TR 圓刃銑刀
CORNER ROUNDING END MILLS (TR)

FIG-1

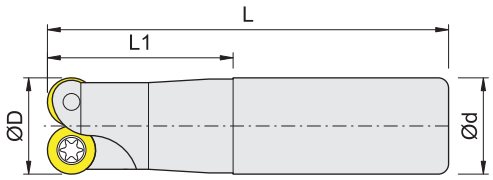

FIG-2

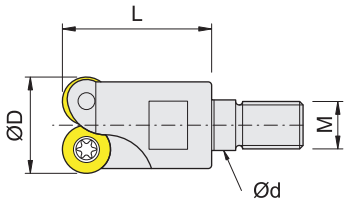

FIG-1 Item code	Dimensions,mm				Teeth	Insert	Spare parts	Weight Kg
	D	d	L	L1				
TR103-D202-S20-150	20	20	150	40	2	RD..1003.. (SAFETY)	①	0.37
TR103-D202-S20-200	20	20	200	40	2			0.49
TR103-D212-S20-150	21	20	150	25	2			0.37
TR103-D212-S20-200	21	20	200	25	2			0.49
TR103-D253-S25-150	25	25	150	40	3			0.58
TR103-D253-S25-200	25	25	200	40	3			0.77
TR103-D253-S25-250	25	25	250	40	3			0.96
TR103-D262-S25-150	26	25	150	25	2			0.58
TR103-D262-S25-200	26	25	200	25	2			0.77
TR103-D262-S25-250	26	25	250	25	2			0.96
TR103-D263-S25-150	26	25	150	25	3			0.58
TR103-D263-S25-200	26	25	200	25	3			0.77
TR103-D263-S25-250	26	25	250	25	3			0.96
TR103-D263-S25-300	26	25	300	25	3			1.16
TR103-D303-S25-150	30	25	150	25	3	RD..1003.. (SAFETY)	②	0.58
TR103-D303-S25-200	30	25	200	25	3			0.77
TR103-D303-S25-250	30	25	250	25	3			0.96
TR103-D323-S32-150	32	32	150	40	3			0.95
TR103-D353-S32-150	35	32	150	35	3			0.95
TR103-D353-S32-200	35	32	200	35	3			1.26
TR103-D353-S32-250	35	32	250	35	3			1.58
TR103-D353-S32-300	35	32	300	35	3			1.89
TR103-D354-S32-150	35	32	150	35	4			0.95
TR103-D354-S32-200	35	32	200	35	4			1.26
TR103-D354-S32-250	35	32	250	35	4			1.58
TR103-D354-S32-300	35	32	300	35	4			1.89

FIG-2 Item code	Dimensions,mm				Teeth	Insert	Spare parts	Weight Kg
	D	d	L	M				
TR103-D202-MD18	20	10.5	30	M10	2	RD..1003.. (SAFETY)	①	0.07
TR103-D212-MD18	21	10.5	30	M10	2			0.07
TR103-D253-MD23	25	12.5	35	M12	3			0.12
TR103-D263-MD23	26	12.5	35	M12	3			0.13
TR103-D303-MD23	30	12.5	35	M12	3	RD..1003.. (SAFETY)	②	0.24
TR103-D353-MD29	35	17	43	M16	3			0.28
TR103-D354-MD29	35	17	43	M16	4			0.26

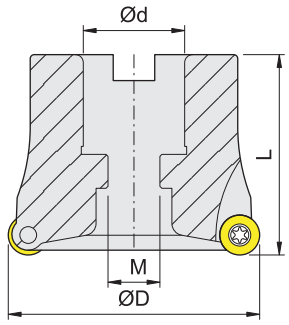

Metric

Item code	Dimensions,mm				Teeth	Insert	Spare parts	Weight Kg
	D	d	L	M				
TR103-D504-22.0	50	22.0	40	11	4	RD..1003.. (SAFETY)	②	0.33
TR103-D504-22.0-50H	50	22.0	50	11	4			0.33
TR103-D505-22.0	50	22.0	40	11	5			0.49
TR103-D505-22.0-50H	50	22.0	50	11	5			0.49
TR103-D666-27.0	66	27.0	50	13	6			0.76

Inch

Item code	Dimensions,mm				Teeth	Insert	Spare parts	Weight Kg
	D	d	L	M				
TR103-D504-25.4	50	25.4	50	13	4	RD..1003.. (SAFETY)	②	0.50
TR103-D505-25.4	50	25.4	50	13	5			0.44
TR103-D635-25.4	63	25.4	50	13	5			0.73
TR103-D636-25.4	63	25.4	50	13	6			0.79
TR103-D666-25.4	66	25.4	50	13	6			0.80

Insert	Spare parts	Screw	Wrench
RD..1003..	①	MS3507A	ETF15
RD..1003..	②	MS3509A	ETF15

被切削材 Workpiece material			
	Steel 鋼	P	●
	Stainless steel 不銹鋼	M	●
	Cast iron 鑄鐵	K	●
	Non-ferrous metal 非鐵金屬	N	●

Insert Shape	Description	GRADE 材質 Coated 塗層 5020	Dimensions,mm Ic	Dimensions,mm S
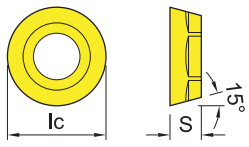 (SAFETY)	**RDMW1003MOSN-F6**	●	10.0	3.18

SE 球型銑刀
BALL END MILLS (SE)

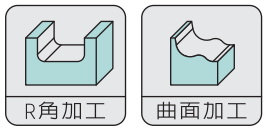

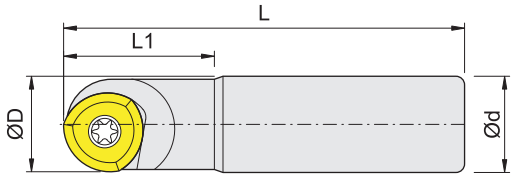

Item code	Dimensions,mm				Teeth	Insert	Screw	Wrench	Weight Kg
	D	d	L	L1					
SE12-S12-150	12	12	150	25	1	QPMT120903-EN21	MS3008A	ETF09	0.13
SE12-S16-150	12	16	150	35	1				0.24
SE12-S16-200	12	16	200	35	1				0.32
SE16-S16-150	16	16	150	35	1	QPMT1612T3-SN21	MS4009A	ETF15	0.24
SE16-S16-200	16	16	200	35	1				0.32
SE16-S20-150	16	20	150	35	1				0.37
SE16-S20-200	16	20	200	35	1				0.49
SE20-S20-150	20	20	150	40	1	QPMT201504-SN21	MS4011A	ETF15	0.37
SE20-S20-200	20	20	200	40	1				0.49
SE20-S25-200	20	25	200	40	1				0.77
SE20-S25-250	20	25	250	40	1				0.96

被切削材 Workpiece material			
	Steel 鋼	P	●
	Stainless steel 不銹鋼	M	●
	Cast iron 鑄鐵	K	●
	Non-ferrous metal 非鐵金屬	N	

Insert Shape	Description	GRADE 材質 Coated 塗層 GA45	Dimensions,mm				
			d	S	d1	Re	re
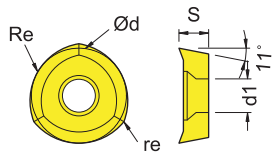	**QPMT120903-EN21**	●	9.52	3.18	3.4	5.796	0.8
	QPMT1612T3-SN21	●	12.70	3.97	4.4	7.727	0.8
	QPMT201504-SN21	●	15.87	4.76	4.4	9.659	0.8

FIG-1

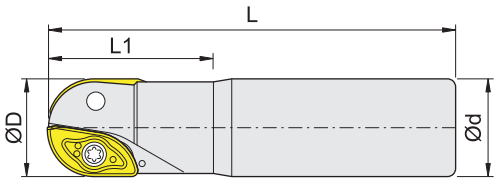

FIG-2

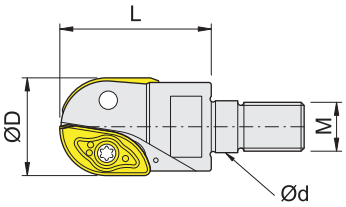

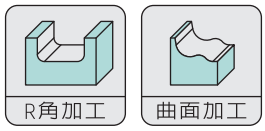

Item code	Dimensions,mm				Teeth	Insert	Screw	Wrench	Weight Kg
	D	d	L	L1					
SR122-S12-150	12	12	150	25	2	ZP 1200 ER-..	MS2505B	ETF09	0.13
SR122-S12-200	12	12	200	25	2				0.18
SR162-S16-150	16	16	150	30	2	ZP 1600 ER-..	MS2506A	ETF09	0.24
SR162-S16-200	16	16	200	30	2				0.32
SR162-S20-200	16	20	200	35	2				0.49
SR202-S20-150	20	20	150	35	2	ZP 2000 ER-..	MS3508F	ETF10	0.37
SR202-S20-200	20	20	200	35	2				0.49
SR202-S25-150	20	25	150	50	2				0.58
SR202-S25-200	20	25	200	50	2				0.77
SR252-S25-150	25	25	150	40	2	ZP 2500 ER-..	MS4011A	ETF15	0.58
SR252-S25-200	25	25	200	40	2				0.77
SR252-S25-250	25	25	250	40	2				0.96

Item code	Dimensions,mm				Teeth	Insert	Screw	Wrench	Weight Kg
	D	d	L	M					
SR122-MD11	12	6.5	23	M6	2	ZP 1200 ER-..	MS2505B	ETF09	0.03
SR162-MD14	16	8.5	30	M8	2	ZP 1600 ER-..	MS2506A	ETF09	0.05
SR202-MD18	20	10.5	35	M10	2	ZP 2000 ER-..	MS3508F	ETF10	0.07
SR252-MD23	25	12.5	40	M12	2	ZP 2500 ER-..	MS4011A	ETF15	0.12

刀片裝置方式
Insert Assembly

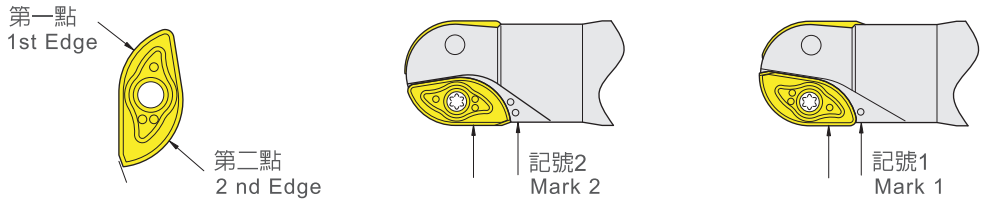

被切削材 Workpiece material			
	Steel 鋼	P	●
	Stainless steel 不銹鋼	M	●
	Cast iron 鑄鐵	K	
	Non-ferrous metal 非鐵金屬	N	

Insert Shape	Description	GRADE 材質 Coated 塗層 JW916	Dimensions,mm S	Dimensions,mm d1
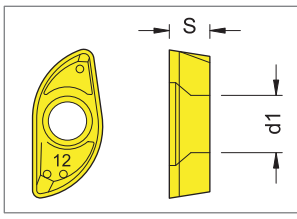	**ZP1200ER-51**	●	2.38	2.9
	ZP1600ER-51	●	3.18	2.9
	ZP2000ER-51	●	3.97	4.0
	ZP2500ER-51	●	4.76	4.7

WGR 球型銑刀
BALL PRECISION CUTTERS (WGR)

FIG-1

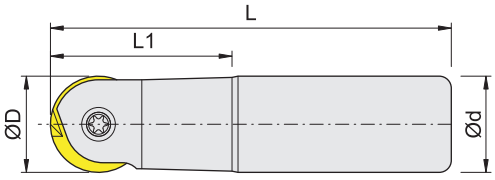

FIG-2

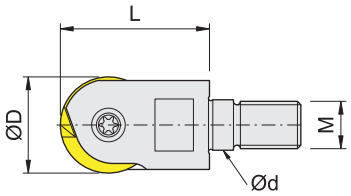

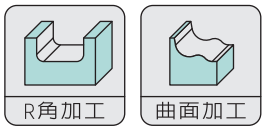

FIG-1 Item code	Dimensions,mm				Teeth	Insert	Screw	Wrench	Weight Kg
	D	d	L	L1					
WGR08-S08-100	8	8	100	20	1	WGRMT-D08	MGR3008	ETF08	0.04
WGR08-S10-100	8	10	100	35	1				0.06
WGR10-S10-100	10	10	100	25	1	WGRMT-D10	MGR4010	ETL15	0.06
WGR10-S12-150	10	12	150	36	1				0.13
WGR12-S12-150	12	12	150	32	1	WGRMT-D12	MGR5012	ETL20	0.13
WGR12-S16-200	12	16	200	58	1				0.32
WGR16-S16-150	16	16	150	36	1	WGRMT-D16	MGR5016	ETL20	0.24
WGR16-S16-200	16	16	200	36	1				0.32
WGR16-S20-200	16	20	200	65	1				0.49
WGR20-S20-150	20	20	150	45	1	WGRMT-D20	MGR5020	ETL20	0.37
WGR20-S20-200	20	20	200	45	1				0.49
WGR20-S25-200	20	25	200	76	1				0.77
WGR20-S25-250	20	25	250	76	1				0.96
WGR25-S25-200	25	25	200	45	1	WGRMT-D25	MGR6025	ETL30	0.77
WGR25-S25-250	25	25	250	45	1				0.96
WGR25-S32-200	25	32	200	98	1				1.26
WGR25-S32-250	25	32	250	98	1				1.58
WGR25-S32-300	25	32	300	98	1				1.89
WGR30-S32-200	30	32	200	50	1	WGRMT-D30	MGR8030	ETL30	1.26
WGR30-S32-250	30	32	250	50	1				1.58
WGR30-S32-300	30	32	300	50	1				1.89

FIG-2 Item code	Dimensions,mm				Teeth	Insert	Screw	Wrench	Weight Kg
	D	d	L	M					
WGR08-MD08	8	4.5	16	M4	1	WGRMT-D08	MGR3008	ETF08	0.02
WGR08-MD08-M05	8	5.5	16	M5	1				0.02
WGR10-MD10	10	5.5	20	M5	1	WGRMT-D10	MGR4010	ETL15	0.02
WGR12-MD11	12	6.5	22	M6	1	WGRMT-D12	MGR5012	ETL20	0.03
WGR12-MD14	12	8.5	30	M8	1				0.03
WGR16-MD14	16	8.5	28	M8	1	WGRMT-D16	MGR5016	ETL20	0.04
WGR20-MD18	20	10.5	30	M10	1	WGRMT-D20	MGR5020	ETL20	0.07
WGR25-MD23	25	12.5	40	M12	1	WGRMT-D25	MGR6025	ETL30	0.12
WGR30-MD29	30	17	43	M16	1	WGRMT-D30	MGR8030	ETL30	0.24

FIG-1

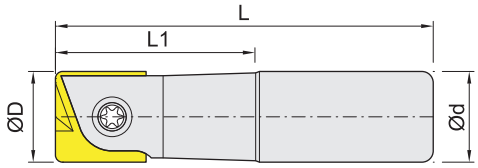

FIG-2

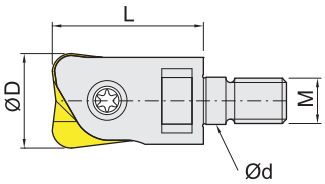

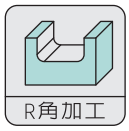

FIG-1 Item code	Dimensions,mm				Teeth	Insert	Screw	Wrench	Weight Kg
	D	d	L	L1					
GWV12-S12-150	12	12	150	30	1	WPV 12-N-Slst	MGR5012	ETL20	0.13
GWV16-S16-150	16	16	150	35	1	WPV 16-N-Slst	MGR5016	ETL20	0.24
GWV16-S16-200	16	16	200	35	1				0.32
GWV20-S20-150	20	20	150	40	1	WPV 20-N-Slst	MGR5020	ETL20	0.37
GWV20-S20-200	20	20	200	40	1				0.49

FIG-2 Item code	Dimensions,mm				Teeth	Insert	Screw	Wrench	Weight Kg
	D	d	L	M					
GWV20-MD18	20	10.5	30	M10	1	WPV 20-N-Slst	MGR5020	ETL20	0.07
GWV25-MD23	25	12.5	40	M12	1	WPV 25-N-Slst	MGR6025	ETL30	0.15

被切削材 Workpiece material			
	Steel 鋼	P	●
	Stainless steel 不銹鋼	M	●
	Cast iron 鑄鐵	K	●
	Non-ferrous metal 非鐵金屬	N	

Insert Shape	Description	GRADE 材質 Coated 塗層 GA45	Dimensions,mm D +0 -0.03	S	d1	L
D08-D12 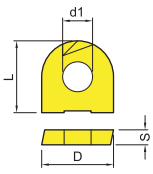	**WGRMT-D08-FR**	●	8	2.0	3	9.5
	WGRMT-D10-FR	●	10	2.5	4	11.5
	WGRMT-D12-FR	●	12	2.5	5	12.0
D16-D30 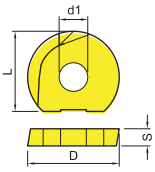	**WGRMT-D16-FR**	●	16	3.0	5	14.0
	WGRMT-D20-FR	●	20	3.0	5	16.0
	WGRMT-D25-FR	●	25	4.0	6	21.5
	WGRMT-D30-FR	●	30	5.0	8	25.5
WHK 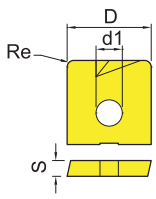	**WPV 12-N-Slst**	●	12	2.5	5	1.0
	WPV 16-N-Slst	●	16	3.0	5	1.0
	WPV 20-N-Slst	●	20	3.0	5	1.6
	WPV 25-N-Slst		25	4.0	6	2.0

PPH 球型精銑刀
BALL PRECISION CUTTERS (PPH)

FIG-1

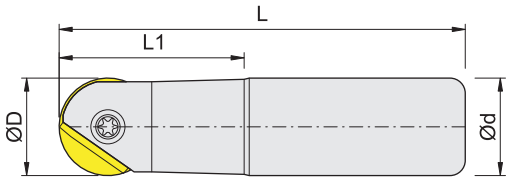

FIG-2

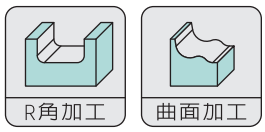

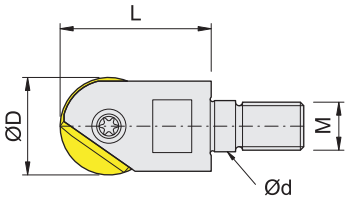

FIG-1 Item code	Dimensions,mm D	d	L	L1	Teeth	Insert	Screw	Wrench	Weight Kg
PPH08-S08-100	8	8	100	20	1	PHB08..	DVF6240	ETF07	0.04
PPH08-S10-100	8	10	100	35	1				0.06
PPH10-S10-100	10	10	100	25	1	PHB10..	DVF6241	ETF08	0.06
PPH10-S12-100	10	12	100	36	1				0.09
PPH10-S12-150	10	12	150	36	1				0.13
PPH12-S12-150	12	12	150	32	1	PHB12..	DVF6242	ETF10	0.13
PPH12-S16-200	12	16	200	58	1				0.32
PPH16-S16-150	16	16	150	36	1	PHB16..	DVF6244	ETL15	0.24
PPH16-S16-200	16	16	200	36	1				0.32
PPH16-S20-200	16	20	200	65	1				0.49
PPH20-S20-150	20	20	150	45	1	PHB20..	DVF6246	ETL20	0.37
PPH20-S20-200	20	20	200	45	1				0.49
PPH20-S25-200	20	25	200	76	1				0.77
PPH20-S25-250	20	25	250	76	1				0.96
PPH25-S25-200	25	25	200	45	1	BNM-250..	DVF6247	ETL30	0.77
PPH25-S25-250	25	25	250	45	1				0.96
PPH25-S32-200	25	32	200	98	1				1.26
PPH25-S32-250	25	32	250	98	1				1.58
PPH25-S32-300	25	32	300	98	1				1.89

FIG-2 Item code	Dimensions,mm D	d	L	M	Teeth	Insert	Screw	Wrench	Weight Kg
PPH08-MD08	8	4.5	16	M4	1	PHB08..	DVF6240	ETF07	0.02
PPH10-MD10	10	5.5	20	M5	1	PHB10..	DVF6241	ETF08	0.02
PPH12-MD11	12	6.5	22	M6	1	PHB12..	DVF6242	ETF10	0.03
PPH16-MD14	16	8.5	28	M8	1	PHB16..	DVF6244	ETL15	0.04
PPH20-MD18	20	10.5	30	M10	1	PHB20..	DVF6246	ETL20	0.07
PPH25-MD23	25	12.5	40	M12	1	BNM-250..	DVF6247	ETL30	0.12

被切削材 Workpiece material				
	Steel 鋼	P	●	●
	Stainless steel 不銹鋼	M		●
	Cast iron 鑄鐵	K	●	●
	Non-ferrous metal 非鐵金屬	N		

Insert Shape	Description	GRADE 材質 Coated 塗層 JW961	JC8003	Dimensions,mm D	S	L	Re
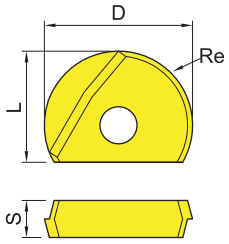	PHB08	●		8	2.4	7.0	4.0
	PHB10	●		10	2.6	8.5	5.0
	PHB12	●		12	3.0	10.0	6.0
	PHB16	●		16	4.0	12.0	8.0
	PHB20	●		20	5.0	15.0	10.0
	BNM-080		●	8	2.4	7.0	4.0
	BNM-100		●	10	2.6	8.5	5.0
	BNM-120		●	12	3.0	10.0	6.0
	BNM-160		●	16	4.0	12.0	8.0
	BNM-200		●	20	5.0	15.0	10.0
	BNM-250		●	25	6.0	18.5	12.5

R角加工

FIG-1

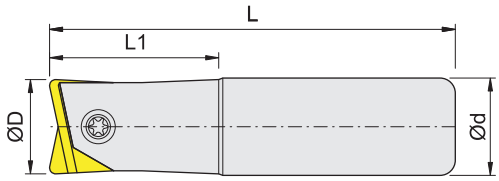

FIG-2

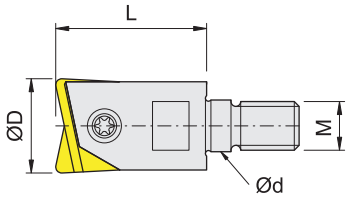

FIG-1 Item code	Dimensions,mm				Teeth	Insert	Screw	Wrench	Weight Kg
	D	d	L	L1					
PPHT12-S12-150	12	12	150	32	1	SUFT12R10..	DVF6242	ETF10	0.13
PPHT16-S16-150	16	16	150	36	1	SUFT16R10..	DVF6244	ETL15	0.24
PPHT16-S16-200	16	16	200	36	1	SUFT16R10..	DVF6244	ETL15	0.32
PPHT20-S20-150	20	20	150	45	1	SUFT20R15..	DVF6246	ETL20	0.37
PPHT20-S20-200	20	20	200	45	1	SUFT20R15..	DVF6246	ETL20	0.49

FIG-2 Item code	Dimensions,mm				Teeth	Insert	Screw	Wrench	Weight Kg
	D	d	L	M					
PPHT12-MD11	12	6.5	22	M6	1	SUFT12R10..	DVF6242	ETF10	0.03
PPHT16-MD14	16	8.5	28	M8	1	SUFT16R10..	DVF6244	ETL15	0.04
PPHT20-MD18	20	10.5	30	M10	1	SUFT20R15..	DVF6246	ETL20	0.07

被切削材 Workpiece material				
	Steel 鋼	P	●	●
	Stainless steel 不銹鋼	M	●	●
	Cast iron 鑄鐵	K	●	●
	Non-ferrous metal 非鐵金屬	N		

Insert Shape	Description	GRADE 材質 Coated 塗層		Dimensions,mm			
		NW948	JC8015	D	S	L	Re
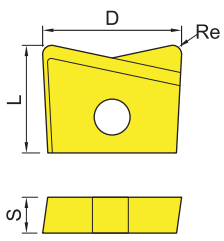	**SUFT12R10**	●		12	3	10	1.0
	SUFT16R10	●		16	4	12	1.0
	SUFT20R15	●		20	5	15	1.5
	RNM-120-R10		○	12	3	10	1.0
	RNM-160-R10		○	16	4	12	1.0
	RNM-200-R15		○	20	5	15	1.5

T 型銑刀
T-SLOT END MILLING CUTTER (CCT)

FIG-1

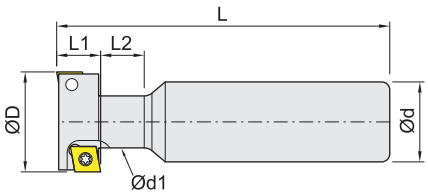

FIG-2

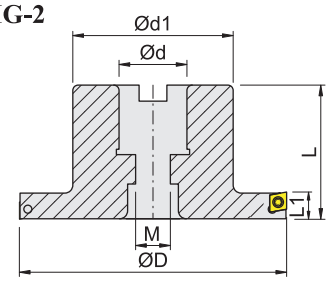

FIG-1 Item code	Dimensions,mm						Teeth	Insert	Screw	Wrench	Weight Kg
	D	d	d1	L	L1	L2					
CCT09-D21-S16-100	21	16	10	100	9	16	2	CCMT060204	MS2506A	ETF09	0.15
CCT09-D40-S20-150	40	20	19.8	150	9	17	4				0.43
NEW CCT10-D30-S25-100	30	25	14	100	10	21	4				0.33
CCT11-D25-S20-90	25	20	12.5	90	11	17	4				0.20
CCT11-D30-S25-100	30	25	14	100	11	20	4				0.34
CCT11-D40-S20-150	40	20	19.8	150	11	15	4				0.45
CCT14-D32-S25-100	32	25	16	100	14	22	4	CCMT080304	MS3008A	ETF09	0.34
CCT14-D45-S25-150	45	25	24.8	150	14	15	4				0.68
CCT15-D60-S25-160	60	25	24.8	160	15	15	4	CCMT09T308	MS4011A	ETF15	0.89
CCT18-D40-S25-110	40	25	20	110	18	27	4				0.45
CCT18-D50-S25-150	50	25	24.8	150	18	15	4				0.73
CCT22-D50-S32-140	50	32	26	140	22	34	4	CCMT120408	MS5011A	ETF20	0.90

Metric

FIG-2 Item code	Dimensions,mm						Teeth	Insert	Screw	Wrench	Weight Kg
	D	d	d1	L	L1	M					
CCT12-08006-22.0	80	22.0	48	40	12	11	6	CCMT080304	MS3008A	ETF09	0.64

Inch

FIG-2 Item code	Dimensions,mm						Teeth	Insert	Screw	Wrench	Weight Kg
	D	d	d1	L	L1	M					
CCT08-10008-25.4	100	25.4	60	50	8	13	8	CCMT060204	MS2506A	ETF09	1.17
CCT10-12510-31.75	125	31.75	70	50	10	13	10				1.75
CCT12-12510-31.75	125	31.75	70	50	12	13	10				2.15

被切削材 Workpiece material					
	Steel 鋼	P	●		
	Stainless steel 不銹鋼	M	●	●	
	Cast iron 鑄鐵	K	●		
	Non-ferrous metal 非鐵金屬	N			●

Insert Shape	Description	GRADE 材質			Dimensions,mm		
		Coated 塗層		Cemented Carbide 硬質合金			
		NW948	NV230	NM304	A	S	Re
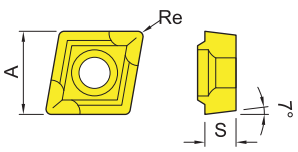	CCMT060204	●	○	●	6.35	2.38	0.4
	CCMT080304		●		7.94	3.18	0.4
	CCMT09T308	●	●	●	9.525	3.97	0.8
	CCMT120408	●		●	12.7	4.76	0.8

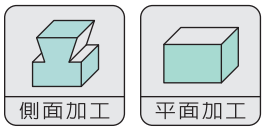

FIG-1

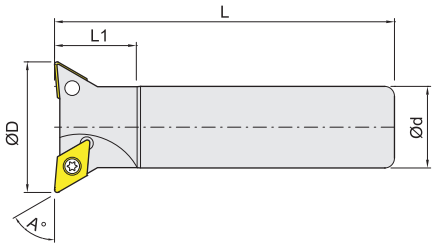

FIG-2

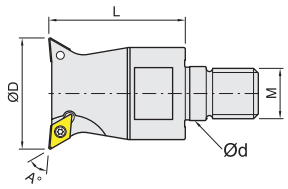

	FIG-1 Item code	Dimensions,mm D	d	L	L1	Teeth	A°	Insert	Screw	Wrench	Weight Kg
NEW	**DCWR60-16-S16-100**	16	16	100	20	1	60	DCMT0702..	MS2506B	ETF09	0.22
	DCWR60-20-S20-100	20	20	100	25	1	60				0.22
	DCWR60-25-S20-120	25	20	120	25	3	60				0.30
	DCWR60-30-S20-120	30	20	120	25	3	60				0.31
	DCWR60-40-S25-150	40	25	150	25	3	60	DCMT11T3..	MS4011A	ETF15	0.59
	DCWR60-44-S25-150	44	25	150	25	3	60				0.61
	DCWR60-50-S25-120	50	25	120	30	3	60				0.55
	DCWR60-50-S32-150	50	32	150	30	3	60				0.98
	DCWR60-56-S32-150	56	32	150	30	4	60				1.02
	DCWR60-60-S32-150	60	32	150	30	4	60				1.05
	DCWR75-50-S32-150	50	32	150	30	3	75				0.99

	FIG-2 Item code	Dimensions,mm D	d	L	M	Teeth	A°	Insert	Screw	Wrench	Weight Kg
NEW	**DCWR60-353-MD29**	35	17	43	16	3	60	DCMT0702..	MS2506B	ETF09	0.26
NEW	**DCWR60-403-MD29**	40	17	43	16	3	60	DCMT11T3..	MS4011A	ETF15	0.45

被切削材 Workpiece material				
	Steel 鋼	P	●	
	Stainless steel 不銹鋼	M	●	
	Cast iron 鑄鐵	K	●	
	Non-ferrous metal 非鐵金屬	N		●

Insert Shape	Description	GRADE 材質 Coated 塗層 NW948	Cemented Carbide 硬質合金 NM304	Dimensions,mm A	S	Re
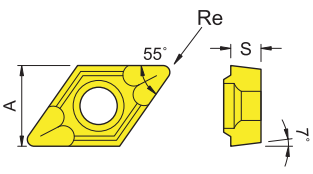	**DCMT070204**	●		6.35	2.38	0.4
	DCMT11T304	●		9.525	3.97	0.4

倒角刀
CHAMFER MILLS

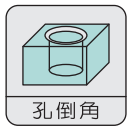

FIG-1

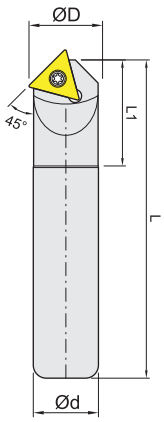

FIG-2

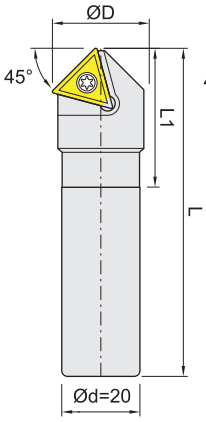

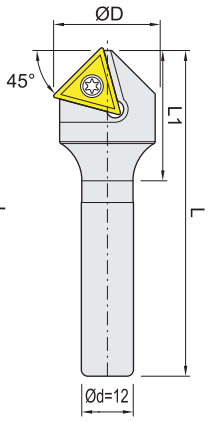

功能:銑床與加工中心機
用於雕刻、銑槽、倒角與中心孔
Application: Engraving, grooving, chamfering and spotting.

FIG-1 Item code	Dimensions,mm				Teeth	Insert	Screw	Wrench	Weight Kg
	D	d	L	L1					
TCRM90-20-S20-130	21.5	20	130	35	1	TCMX16T308CR	MS4011A	ETF15	0.32

FIG-2 Item code	Dimensions,mm				Teeth	Insert	Screw	Wrench	Weight Kg
	D	d	L	L1					
C12-TCR90-22-120 (※1)	25	12	120	30	1	TC..16T3..	MS4011A	ETF15	0.16
C20-TCR90-22-120 (※2)	25	20	120	35	1				0.31

※1 適用於鑽床 Applicable to drilling machine
※2 適用於銑床 Applicable to milling machine

被切削材 Workpiece material						
	Steel 鋼	P	●	●	●	●
	Stainless steel 不銹鋼	M	●	●	●	●
	Cast iron 鑄鐵	K	●	●	●	
	Non-ferrous metal 非鐵金屬	N				

Insert Shape	Description	GRADE 材質 Coated 塗層				Dimensions,mm			
		DW143	DW145	GQ17	GM37	Ic	S	Re	d1
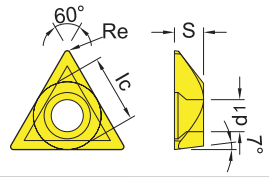	**TCMX16T308CR**	●	●	●		9.525	3.97	0.8	4.4
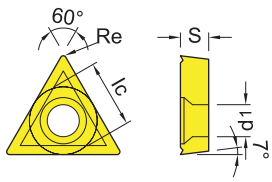	**TCGT16T304EN**				●	9.525	3.97	0.4	4.4

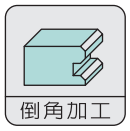

FIG-1

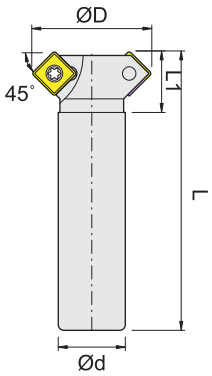

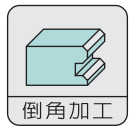

FIG-2

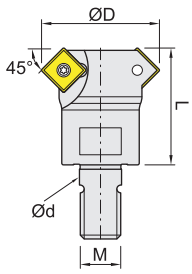

FIG-3

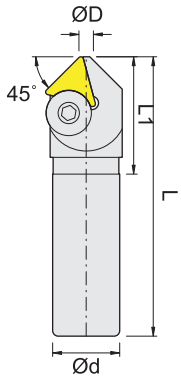

FIG-1 Item code	Dimensions,mm				Teeth	Insert	Screw	Wrench	Weight Kg
	D	d	L	L1					
C20-VMSP22-120	22	20	120	25	1	SP..0903	MS4009A	ETF15	0.28
C16-VMSP26.5-120	26.5	16	120	17	2				0.21
C20-VMSP35-120	35	20	120	17	2	SP..0903	MS4011A	ETF15	0.33

FIG-2 Item code	Dimensions,mm				Teeth	Insert	Screw	Wrench	Weight Kg
	D	d	L	M					
VMSP09R-353-MD23	35	12.5	35	12	3	SP..0903..	MS4011A	ETF15	0.15

FIG-3 Item code	Dimensions,mm				Teeth	Insert	Screw	Wrench	Weight Kg
	D	d	L	L1					
C20-TPR90-120	4	20	120	35	1	TP..1603..	MSR63	PL4	0.30

被切削材 Workpiece material				
	Steel 鋼	P	●	
	Stainless steel 不銹鋼	M	●	●
	Cast iron 鑄鐵	K		
	Non-ferrous metal 非鐵金屬	N		

Insert Shape	Description	GRADE 材質 Uncoated 無塗層		Dimensions,mm			
		NY942	NM936	Ic	S	Re	d1
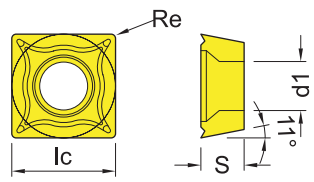	**SPMT090304**	●		9.525	3.18	0.4	4.4
	SPMT090308	●		9.525	3.18	0.8	4.4
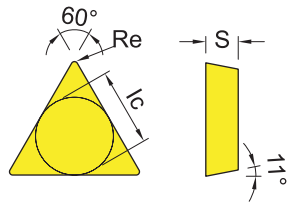	**TPMN160308**		●	9.525	3.18	0.8	--

連接式刀桿
EXTENSION ADAPTER

Arbor

MD..

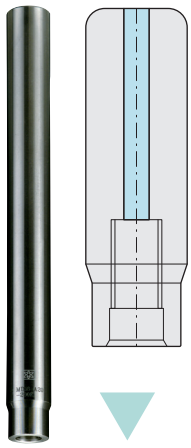

MD..

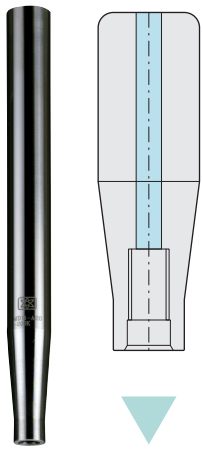

HD..
鎢鋼柄
Carbide

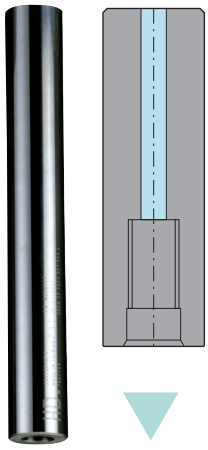

APM..	BAP..	ASPV	ASM..	ASM..R	AHU..	AJC..	UEX..	WEX..	WEM..
P.169	P.173	P.176	P.177	P.178	P.180	P.182	P.184	P.186	P.188

MEC..	TE90A..	AKS..	CAP..	VAX..	AQXR..	AJU..	ASJ..	RT..	AJX..
P.191	P.192/P.194	P.196	P.198	P.203	P.208	P.210	P.212	P.217	P.219

ASR..	ASRS..	ASRS..C	ASS..	ASRF4..	EXN..	TEBL..	BRP..	HAR..	RD..
P.221	P.223	P.224	P.225	P.228	P.230	P.232	P.233	P.237	P.243

TR..	SR..	WGR..	GWV..	PPH..	PPHT..	DCWR..	VMSP..	TB..
P.245	P.248	P.249	P.250	P.251	P.252	P.254	P.256	P.270

SHAPE	Item code	Dimensions,mm						Weight Kg
		d	L	M	D	D2	L1	
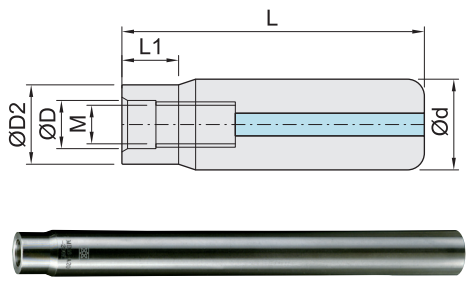 Steel shank + Coolant Hole 鋼柄水孔	MD10-S16-150K	16	150	M5	5.5	10	7	0.24
	MD11-A12-120K	12	120	M6	6.5	11	10	0.11
	MD14-A16-150K	16	150	M8	8.5	14	10	0.24
	MD14-A16-200K	16	200	M8	8.5	14	10	0.32
	MD18-A20-150K	20	150	M10	10.5	18	12	0.37
	MD18-A20-200K	20	200	M10	10.5	18	12	0.49
	MD18-A20-250K	20	250	M10	10.5	18	12	0.62
	MD23-A25-150K	25	150	M12	12.5	23	15	0.58
	MD23-A25-200K	25	200	M12	12.5	23	15	0.77
	MD23-A25-250K	25	250	M12	12.5	23	15	0.96
	MD23-A25-300K	25	300	M12	12.5	23	15	1.16
	MD29-A32-200K	32	200	M16	17	29	18	1.26
	MD29-A32-250K	32	250	M16	17	29	18	1.58
	MD29-A32-300K	32	300	M16	17	29	18	1.89
	MD29-A32-350K	32	350	M16	17	29	18	2.21
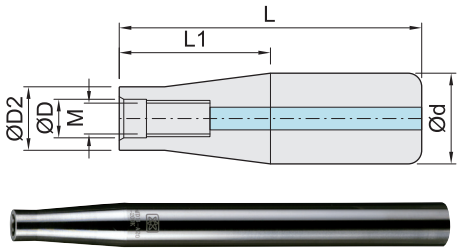 Steel shank + Coolant Hole 鋼柄水孔	MD11-A16-150K	16	150	M6	6.5	11	40	0.24
	MD11-A16-200K	16	200	M6	6.5	11	40	0.32
	MD14-A20-200K	20	200	M8	8.5	14	50	0.49
	MD14-A20-250K	20	250	M8	8.5	14	50	0.62
	MD18-A25-200K	25	200	M10	10.5	18	60	0.77
	MD18-A25-250K	25	250	M10	10.5	18	60	0.96
	MD23-A32-250K	32	250	M12	12.5	23	70	1.58
	MD23-A32-300K	32	300	M12	12.5	23	70	1.89
	MD23-A32-350K	32	350	M12	12.5	23	70	2.21
	MD29-A42-250K	42	250	M16	17	29	100	2.72
	MD29-A42-300K	42	300	M16	17	29	100	3.26
	MD29-A42-350K	42	350	M16	17	29	100	3.81
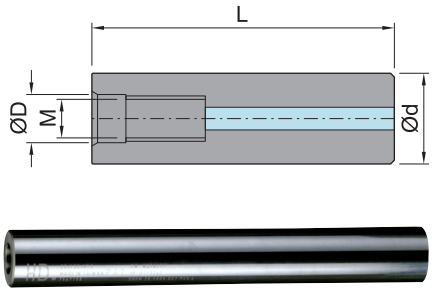 Carbide shank + Coolant Hole 鎢鋼柄水孔	HD08-100-M4	8	100	M4	4.5	--	--	0.07
	HD08-120-M4	8	120	M4	4.5	--	--	0.08
	HD10-075-M5	10	75	M5	5.5	--	--	0.08
	HD10-100-M5	10	100	M5	5.5	--	--	0.10
	HD10-150-M5	10	150	M5	5.5	--	--	0.15
	HD12-100-M6	12	100	M6	6.5	--	--	0.15
	HD12-150-M6	12	150	M6	6.5	--	--	0.23
	HD12-200-M6	12	200	M6	6.5	--	--	0.30
	HD16-100-M8	16	100	M8	8.5	--	--	0.25
	HD16-150-M8	16	150	M8	8.5	--	--	0.39
	HD16-200-M8	16	200	M8	8.5	--	--	0.52
	HD16-250-M8	16	250	M8	8.5	--	--	0.72
	HD16-300-M8	16	300	M8	8.5	--	--	0.72
	HD20-100-M10	20	100	M10	10.5	--	--	0.41
	HD20-150-M10	20	150	M10	10.5	--	--	0.61
	HD20-200-M10	20	200	M10	10.5	--	--	0.82
	HD20-250-M10	20	250	M10	10.5	--	--	1.12
	HD20-300-M10	20	300	M10	10.5	--	--	1.22
	HD25-100-M12	25	100	M12	12.5	--	--	0.63
	HD25-150-M12	25	150	M12	12.5	--	--	0.94
	HD25-200-M12	25	200	M12	12.5	--	--	1.27
	HD25-250-M12	25	250	M12	12.5	--	--	1.76
	HD25-300-M12	25	300	M12	12.5	--	--	1.95
	HD25-350-M12	25	350	M12	12.5	--	--	2.46
	HD32-150-M16	32	150	M16	17	--	--	1.51
	HD32-200-M16	32	200	M16	17	--	--	2.05
	HD32-250-M16	32	250	M16	17	--	--	2.88
	HD32-300-M16	32	300	M16	17	--	--	3.10
	HD32-350-M16	32	350	M16	17	--	--	4.12
	HD32-400-M16	32	400	M16	17	--	--	4.18

鎢鋼後拉式刀桿
CARBIDE HDC CHUCK & COLLET

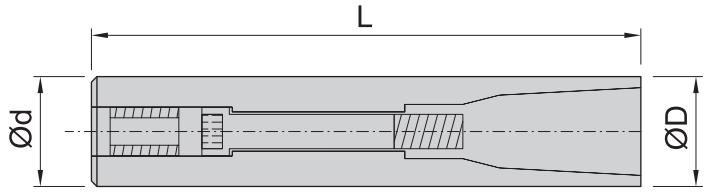

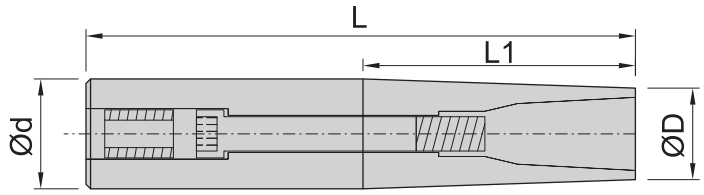

SHAPE	Item code	Dimensions,mm				適用套筒 Suitable Collet	Weight Kg
		d	L	D	L1		
HDC / HUC CHUCK 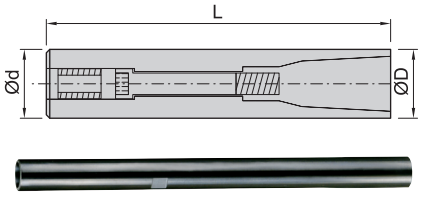	**HDC4-08-100L**	8	100	8	--	HDC4	0.12
	HDC4-10-100L	10	100	10	--		0.15
	HDC4-10-150L	10	150	10	--		0.22
	HDC6-12-100L	12	100	12	--	HDC6	0.20
	HDC6-12-150L	12	150	12	--		0.27
	HUC10-20-150L	20	150	20	--	HUC10	0.73
	HUC10-20-200L	20	200	20	--		0.95
HDC / HUC CHUCK 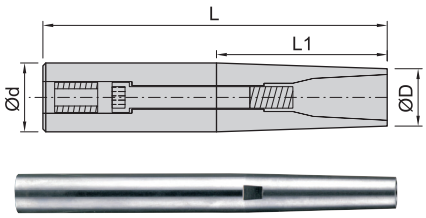	**HDC4-12-150L**	12	150	10	60	HDC4	0.28
	HDC4-16-200L	16	200	10	100		0.57
	HDC6-16-150L	16	150	12.8	60	HDC6	0.48
	HDC6-16-200L	16	200	12.8	90		0.61
	HDC6-20-250L	20	250	12.8	110		1.13
	HUC10-25-250L	25	250	23	120	HUC10	1.77
	HUC10-25-300L	25	300	23	120		2.12
HDC / HUC COLLET 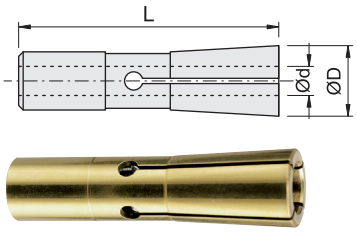	**HDC4-3**	3	31	7	--		0.01
	HDC4-4	4	31	7	--		0.01
	HDC6-3	3	36	9.6	--		0.01
	HDC6-4	4	36	9.6	--		0.01
	HDC6-5	5	36	9.6	--		0.01
	HDC6-6	6	36	9.6	--		0.01
	NEW **HUC10-03**	6	56.5	15	--		0.05
	NEW **HUC10-04**	8	56.5	15	--		0.05
	HUC10-06	6	56.5	15	--		0.05
	HUC10-08	8	56.5	15	--		0.05
	HUC10-10	10	56.5	15	--		0.04